

SC Annual School Report Card Summary

WOODLAND ELEMENTARY

Greenville

Grades: PK-5

Enrollment: 1,174

Principal: Wanda G. Mote

Superintendent: Dr. Phinnize J. Fisher

Board Chair: Roger Meek

PERFORMANCE

Comprehensive detail, including definitions of ratings, performance criteria, and explanations of status, is available on www.ed.sc.gov and www.eoc.sc.gov as well as school and school district websites. Printed versions are available from school districts upon request.

YEAR	ABSOLUTE RATING	GROWTH RATING	PALMETTO GOLD AND SILVER AWARD		AYP STATUS	NCLB IMPROVEMENT STATUS
			General Performance	Closing the Gap		
2011	Excellent	Excellent	TBD	TBD	Not Met	N/A
2010	Excellent	Excellent	Gold	Silver	Met	N/A
2009	Excellent	Good	Gold	Silver	Met	N/A

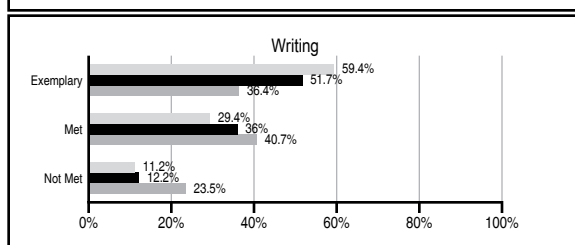
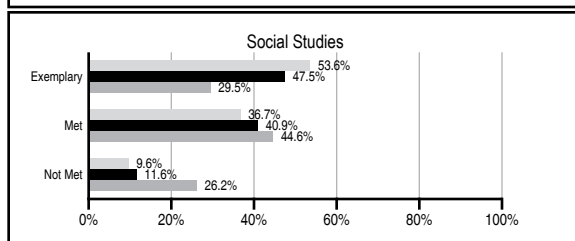
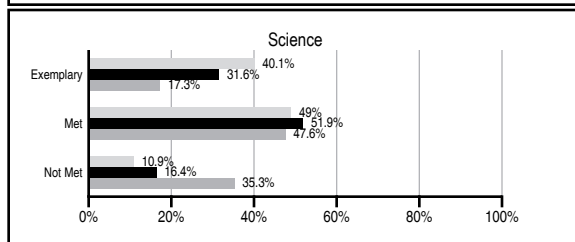
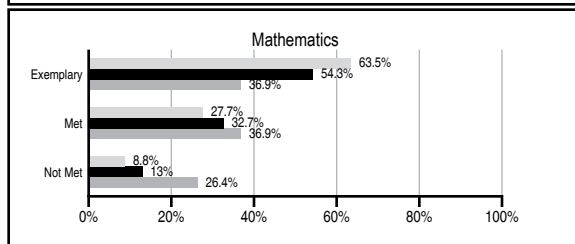
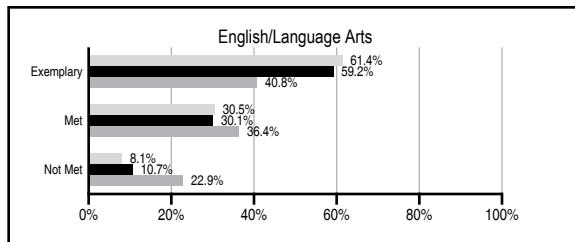
ABSOLUTE RATINGS OF ELEMENTARY SCHOOLS WITH STUDENTS LIKE OURS*

EXCELLENT	GOOD	AVERAGE	BELOW AVERAGE	AT-RISK
22	1	0	0	0

* Ratings are calculated with data available by 11/09/2011. Schools with Students Like Ours are Elementary Schools with Poverty Indices of no more than 5% above or below the index for this school.

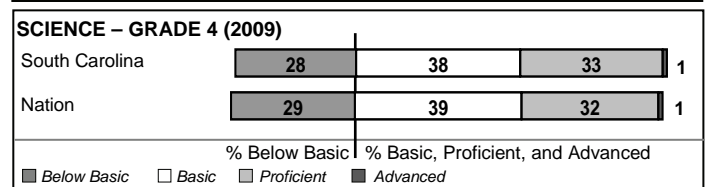
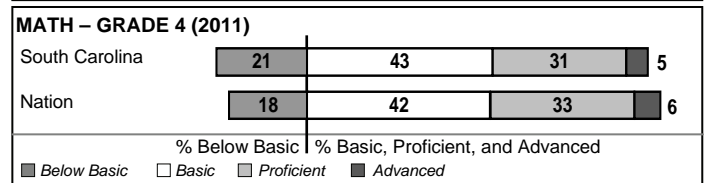
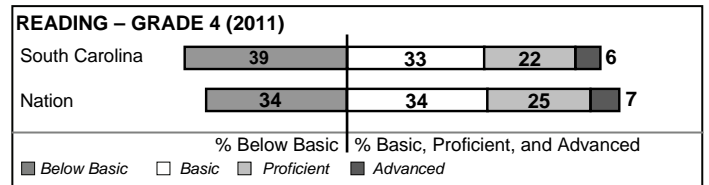
PASS PERFORMANCE

Our School Elementary Schools with Students Like Ours Elementary schools statewide



NAEP PERFORMANCE*

* Performance reported for SC and nation, data not available at school level. Percentages at NAEP Achievement Levels.



SC PERFORMANCE VISION

By 2020 all students will graduate with the knowledge and skills necessary to compete successfully in the global economy, participate in a democratic society and contribute positively as members of families and communities.

Abbreviations Key

N/A Not Applicable N/AV Not Available N/C Not Collected N/R Not Reported I/S Insufficient Sample TBD To be determined

NI Newly Identified CSI Continuing School Improvement CA Corrective Action RP Plan to Restructure R Restructure DELAY School Improvement Status HOLD School Improvement Status

WOODLAND ELEMENTARY [Greenville]

SCHOOL PROFILE

	Our School	Change from Last Year	Elementary Schools with Students Like Ours	Median Elementary School
Students (n=1,174)				
Retention rate	1.6%	Down from 1.8%	0.7%	1.1%
Attendance rate	96.7%	Up from 96.5%	96.5%	96.2%
Served by gifted and talented program	20.9%	Up from 19.2%	25.8%	13.4%
With disabilities other than speech	4.7%	Down from 6.4%	2.7%	4.1%
Older than usual for grade	0.4%	Up from 0.2%	0.2%	0.3%
Out-of-school suspensions or expulsions for violent and/or criminal offenses	0.1%	Down from 0.3%	0.0%	0.0%
Teachers (n=63)				
Teachers with advanced degrees	58.7%	Up from 55.4%	67.5%	62.5%
Continuing contract teachers	92.1%	Up from 89.2%	90.5%	88.2%
Teachers returning from previous year	91.8%	Up from 90.7%	90.3%	87.8%
Teacher attendance rate	95.3%	Down from 96.7%	95.6%	95.2%
Average teacher salary*	\$47,527	Up 1.5%	\$47,655	\$46,773
Classes not taught by highly qualified teachers	2.7%	Up from 0.5%	0.0%	0.0%
Professional development days/teacher	8.3 days	Up from 5.8 days	8.3 days	10.5 days
School				
Principal's years at school	14.0	Up from 13.0	4.0	4.0
Student-teacher ratio in core subjects	23.1 to 1	Up from 22.0 to 1	21.4 to 1	19.9 to 1
Prime instructional time	91.8%	Down from 93.3%	91.8%	90.4%
Opportunities in the arts	Good	No Change	Good	Good
SACS accreditation	Yes	No Change	Yes	Yes
Parents attending conferences	100.0%	No Change	100.0%	100.0%
Character development program	Good	No Change	Excellent	Excellent
Dollars spent per pupil**	\$5,284	Down 2.3%	\$6,801	\$7,447
Percent of expenditures for instruction**	71.6%	Down from 73.7%	68.8%	68.4%
Percent of expenditures for teacher salaries**	70.3%	Up from 69.1%	67.8%	65.8%
% of AYP objectives met	93.1%	Down from 100.0%	100.0%	90.5%

* Length of contract = 185+ days.
** Prior year audited financial data available.

EVALUATION RESULTS

	Teachers	Students*	Parents*
Number of surveys returned	56	205	156
Percent satisfied with learning environment	98.1%	94.6%	88.3%
Percent satisfied with social and physical environment	94.6%	91.6%	86.5%
Percent satisfied with school-home relations	100.0%	93.6%	82.8%

*Only students at the highest elementary school grade level at this school and their parents were included.

REPORT OF PRINCIPAL AND SCHOOL IMPROVEMENT COUNCIL

Woodland Elementary School is fully accredited by the AdvancED Accreditation Commission and serves 1186 students in grades pre-kindergarten through fifth from a variety of cultural backgrounds. We are the third largest elementary school in the district and currently have the largest ESOL population. Each member of our professional teaching staff is highly qualified as defined by No Child Left Behind. Seventeen of our teachers are National Board Certified and thirty-seven hold Masters Degrees or higher. Our teachers work diligently to provide learning experiences that engage students in creative, rigorous, standards-based learning experiences that enable them to achieve to their highest potential. Woodland continues to promote student achievement in all areas of the curriculum. As a result of our district's 'Refresh' program, we have been able to enhance and update our technology school-wide with the addition of sixty-one teacher laptops, forty new computers in our lab and media center, ninety student laptops for class check out and three sets of Activexpressions. The addition of new technology will enable us to focus more on improved technology training for our teachers and students. We are extremely proud of the progress we have made in student achievement and are most appreciative for the hard work of our teachers, staff, students, and their parents. Looking forward, our challenge is to refine our implementation of effective strategies that will sustain our progress and meet individual needs as we continue to move student achievement forward. Our Parent-Teacher Association (PTA) and School Improvement Council (SIC) are involved in key ways at Woodland. They continually explore improved ways to recruit and retain parents and volunteers. We believe that utilizing the skills, talents, and training of our parents and volunteers further enhances our total school program effectiveness. The financial support, commitment to volunteer hours, and creative problem-solving abilities of our community partners enables us to enjoy access to opportunities that would not be possible otherwise. As a school family, we share a vision and belief that every child can achieve to their maximum potential if provided opportunities, support, encouragement, and love. We remain committed to that end.

Wanda G. Mote, Principal Michael Stokes, SIC Chmn.

Comprehensive detail, including definitions of ratings, performance criteria, and explanations of status, is available on www.ed.sc.gov and www.eoc.sc.gov as well as school and school district websites.

Printed versions are available from school districts upon request.