

SC Annual School Report Card Summary

WESTCLIFFE ELEMENTARY

Greenville

Grades: PK-5

Enrollment: 291

Principal: Carolyn H. Morgan

Superintendent: Dr. Phinnize J. Fisher

Board Chair: Roger Meek

PERFORMANCE

Comprehensive detail, including definitions of ratings, performance criteria, and explanations of status, is available on www.ed.sc.gov and www.eoc.sc.gov as well as school and school district websites. Printed versions are available from school districts upon request.

YEAR	ABSOLUTE RATING	GROWTH RATING	PALMETTO GOLD AND SILVER AWARD		AYP STATUS	NCLB IMPROVEMENT STATUS
			General Performance	Closing the Gap		
2011	Average	Good	TBD	TBD	Met	N/A
2010	Average	Excellent	Gold	Silver	Met	N/A
2009	Average	Average	N/A	N/A	Met	N/A

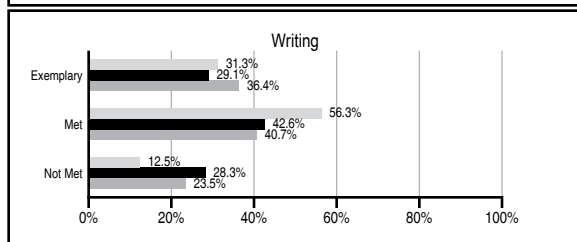
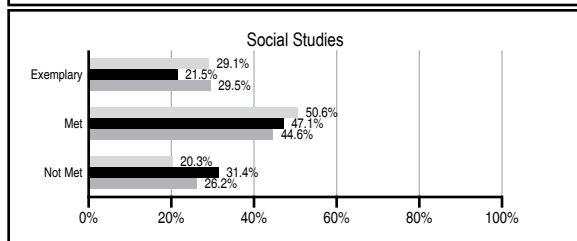
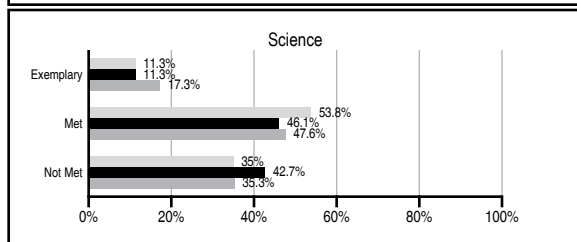
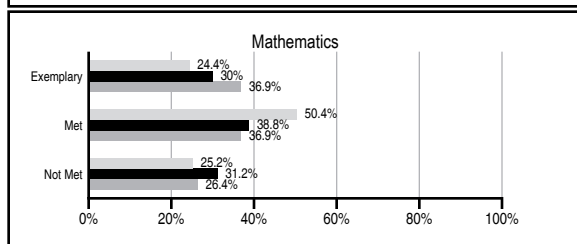
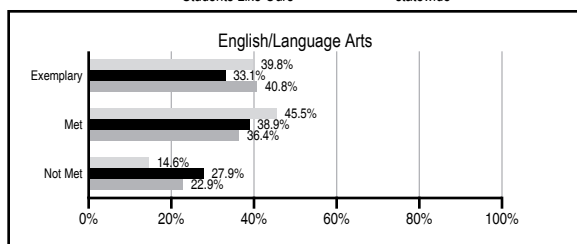
ABSOLUTE RATINGS OF ELEMENTARY SCHOOLS WITH STUDENTS LIKE OURS*

EXCELLENT	GOOD	AVERAGE	BELOW AVERAGE	AT-RISK
6	12	96	14	3

* Ratings are calculated with data available by 11/09/2011. Schools with Students Like Ours are Elementary Schools with Poverty Indices of no more than 5% above or below the index for this school.




PASS PERFORMANCE

Our School Elementary Schools with Students Like Ours Elementary schools statewide



NAEP PERFORMANCE*

* Performance reported for SC and nation, data not available at school level. Percentages at NAEP Achievement Levels.



SC PERFORMANCE VISION

By 2020 all students will graduate with the knowledge and skills necessary to compete successfully in the global economy, participate in a democratic society and contribute positively as members of families and communities.

Abbreviations Key

N/A Not Applicable N/AV Not Available N/C Not Collected N/R Not Reported I/S Insufficient Sample TBD To be determined

NI Newly Identified CSI Continuing School Improvement CA Corrective Action RP Plan to Restructure R Restructure DELAY School Improvement Status HOLD School Improvement Status

WESTCLIFFE ELEMENTARY [Greenville]

SCHOOL PROFILE

	Our School	Change from Last Year	Elementary Schools with Students Like Ours	Median Elementary School
Students (n=291)				
Retention rate	2.8%	Down from 4.4%	1.4%	1.1%
Attendance rate	96.1%	Down from 96.2%	95.9%	96.2%
Served by gifted and talented program	9.6%	Up from 4.8%	9.2%	13.4%
With disabilities other than speech	5.7%	Down from 13.0%	4.5%	4.1%
Older than usual for grade	0.0%	Down from 0.9%	0.4%	0.3%
Out-of-school suspensions or expulsions for violent and/or criminal offenses	0.0%	No Change	0.0%	0.0%
Teachers (n=25)				
Teachers with advanced degrees	68.0%	Up from 56.0%	60.3%	62.5%
Continuing contract teachers	96.0%	Up from 84.0%	87.6%	88.2%
Teachers returning from previous year	95.6%	Up from 94.9%	86.9%	87.8%
Teacher attendance rate	95.8%	Down from 97.8%	95.1%	95.2%
Average teacher salary*	\$48,330	Up 4.9%	\$46,012	\$46,773
Classes not taught by highly qualified teachers	0.0%	No Change	0.0%	0.0%
Professional development days/teacher	5.5 days	Up from 5.3 days	10.9 days	10.5 days
School				
Principal's years at school	13.0	Up from 12.0	4.0	4.0
Student-teacher ratio in core subjects	17.4 to 1	Up from 14.5 to 1	19.5 to 1	19.9 to 1
Prime instructional time	92.6%	Down from 93.9%	90.0%	90.4%
Opportunities in the arts	Good	No Change	Good	Good
SACS accreditation	Yes	No Change	Yes	Yes
Parents attending conferences	100.0%	Up from 99.0%	100.0%	100.0%
Character development program	Excellent	No Change	Excellent	Excellent
Dollars spent per pupil**	\$9,328	Up 5.6%	\$7,491	\$7,447
Percent of expenditures for instruction**	64.6%	Down from 66.7%	67.3%	68.4%
Percent of expenditures for teacher salaries**	63.2%	Down from 64.7%	64.2%	65.8%
% of AYP objectives met	100.0%	No Change	85.7%	90.5%

* Length of contract = 185+ days.

** Prior year audited financial data available.

EVALUATION RESULTS

	Teachers	Students*	Parents*
Number of surveys returned	23	42	32
Percent satisfied with learning environment	91.3%	92.9%	96.7%
Percent satisfied with social and physical environment	95.7%	97.6%	93.3%
Percent satisfied with school-home relations	87.0%	95.2%	87.1%

*Only students at the highest elementary school grade level at this school and their parents were included.

REPORT OF PRINCIPAL AND SCHOOL IMPROVEMENT COUNCIL

Westcliffe Elementary is located in the Berea area of Greenville County near Furman University. We serve students in four year old kindergarten through fifth grade. Our staff and faculty are passionate about learning and work hard each day to provide the foundation children need to become life-long learners. Westcliffe Elementary has experienced an exciting 2010-2011 school year. Our honors this year was being recognized as a Palmetto Gold School, Closing the Gap School, making Adequately Yearly Progress (AYP) and our third Safe Schools Award.

At Westcliffe, instruction is data driven. Teachers use grade level benchmarks, checklist, theme test, teacher made test and other forms of assessment to meet the needs of students. Response to Intervention (RTI) continues to be implemented in 5K through third grade. First grade and 5K used the results of Aimsweb (RTI) assessments to help guide them with student achievement. Second through fifth grades, used MAP (Measures of Academic Progress) and the stimulus teacher to help guide them with student achievement for their students. All teachers used technology was used throughout the school to enhance learning in all subject areas.

Throughout the year, parents attended various activities through Title I Parent Involvement or PTA. Title I hosted many activities for parents on topics such as Reading, Homework Habits, Reading, and Math. Our PTA was quite active this year with many fun things for students and parents such as Candy Sales, Santa's Secret Shop in December and in the spring hosted The Westcliffe Talent Show.

Westcliffe teachers and staff are committed and dedicated to giving our students their best each and every day. Our school motto, "Westcliffe Wildcats Are Wild About Learning" helps us stay grounded in the fact that learning is going on every minute of the day. Students are what we are all about and why we are committed to learning and giving our best to continue the fact that "Westcliffe Wildcats Cannot Hide That Westcliffe Pride".

Carolyn Morgan, Principal
Melissa Phillips, SIC Chairperson

Comprehensive detail, including definitions of ratings, performance criteria, and explanations of status, is available on www.ed.sc.gov and www.eoc.sc.gov as well as school and school district websites.

Printed versions are available from school districts upon request.

Abbreviations Key

N/A Not Applicable N/AV Not Available N/C Not Collected N/R Not Reported I/S Insufficient Sample TBD To be determined
NI Newly Identified CSI Continuing School Improvement CA Corrective Action RP Plan to Restructure R Restructure DELAY School Improvement Status HOLD School Improvement Status