

SC Annual School Report Card Summary

SUMMIT DRIVE ELEMENTARY

Greenville

Grades: PK-5

Enrollment: 410

Principal: Dr. Megan D. Mitchell-Hoefer

Superintendent: Dr. Phinnize J. Fisher

Board Chair: Roger Meek

PERFORMANCE

Comprehensive detail, including definitions of ratings, performance criteria, and explanations of status, is available on www.ed.sc.gov and www.eoc.sc.gov as well as school and school district websites. Printed versions are available from school districts upon request.

YEAR	ABSOLUTE RATING	GROWTH RATING	PALMETTO GOLD AND SILVER AWARD		AYP STATUS	NCLB IMPROVEMENT STATUS
			General Performance	Closing the Gap		
2011	Excellent	Good	TBD	TBD	Not Met	N/A
2010	Good	Average	N/A	N/A	Met	N/A
2009	Good	Good	Silver	N/A	Met	N/A

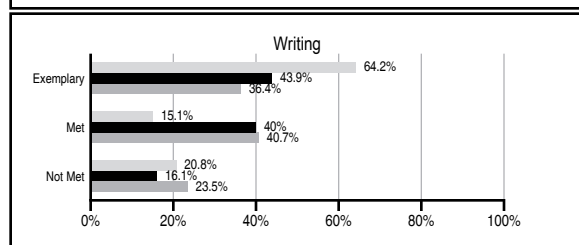
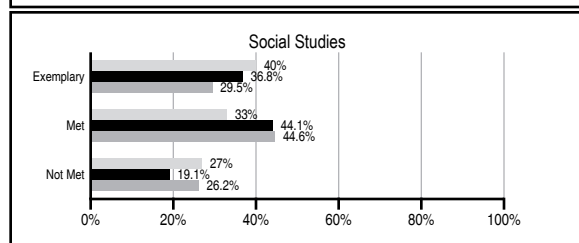
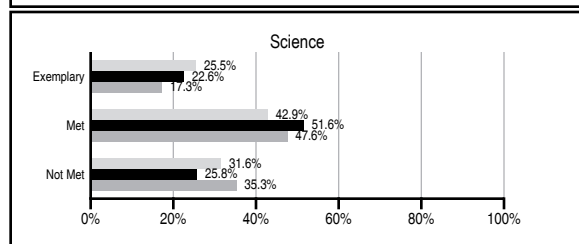
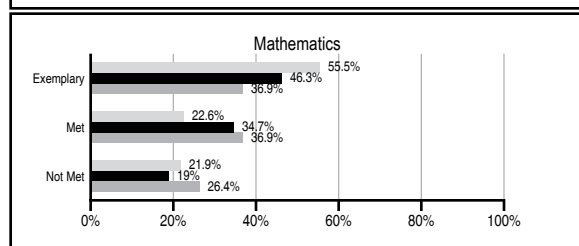
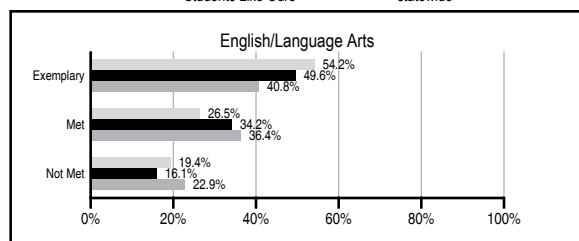
ABSOLUTE RATINGS OF ELEMENTARY SCHOOLS WITH STUDENTS LIKE OURS*

EXCELLENT	GOOD	AVERAGE	BELOW AVERAGE	AT-RISK
31	33	12	0	0

* Ratings are calculated with data available by 11/09/2011. Schools with Students Like Ours are Elementary Schools with Poverty Indices of no more than 5% above or below the index for this school.



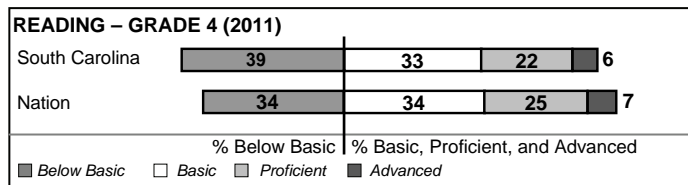
PASS PERFORMANCE

Our School Elementary Schools with Students Like Ours Elementary schools statewide



NAEP PERFORMANCE*

* Performance reported for SC and nation, data not available at school level. Percentages at NAEP Achievement Levels.



SC PERFORMANCE VISION

By 2020 all students will graduate with the knowledge and skills necessary to compete successfully in the global economy, participate in a democratic society and contribute positively as members of families and communities.

Abbreviations Key

N/A Not Applicable N/AV Not Available N/C Not Collected N/R Not Reported I/S Insufficient Sample TBD To be determined

NI Newly Identified CSI Continuing School Improvement CA Corrective Action RP Plan to Restructure R Restructure DELAY School Improvement Status HOLD School Improvement Status

SUMMIT DRIVE ELEMENTARY [Greenville]

SCHOOL PROFILE

	Our School	Change from Last Year	Elementary Schools with Students Like Ours	Median Elementary School
Students (n=410)				
Retention rate	2.5%	Up from 0.8%	0.9%	1.1%
Attendance rate	96.8%	No Change	96.3%	96.2%
Served by gifted and talented program	27.2%	Up from 21.7%	20.0%	13.4%
With disabilities other than speech	2.9%	Down from 8.2%	3.4%	4.1%
Older than usual for grade	0.2%	Down from 0.7%	0.2%	0.3%
Out-of-school suspensions or expulsions for violent and/or criminal offenses	0.0%	Down from 0.8%	0.0%	0.0%
Teachers (n=23)				
Teachers with advanced degrees	65.2%	Down from 69.2%	65.9%	62.5%
Continuing contract teachers	100.0%	Up from 96.2%	90.5%	88.2%
Teachers returning from previous year	92.0%	Down from 94.4%	89.9%	87.8%
Teacher attendance rate	92.6%	Down from 96.6%	95.0%	95.2%
Average teacher salary*	\$49,539	Down 1.2%	\$48,263	\$46,773
Classes not taught by highly qualified teachers	0.0%	No Change	0.0%	0.0%
Professional development days/teacher	6.4 days	Up from 5.9 days	11.1 days	10.5 days
School				
Principal's years at school	6.0	Up from 5.0	5.0	4.0
Student-teacher ratio in core subjects	21.4 to 1	Up from 19.2 to 1	20.8 to 1	19.9 to 1
Prime instructional time	90.8%	Down from 93.2%	90.2%	90.4%
Opportunities in the arts	Good	No Change	Good	Good
SACS accreditation	Yes	No Change	Yes	Yes
Parents attending conferences	100.0%	No Change	100.0%	100.0%
Character development program	Good	Up from Average	Excellent	Excellent
Dollars spent per pupil**	\$7,987	Down 7.0%	\$7,071	\$7,447
Percent of expenditures for instruction**	65.3%	Down from 66.6%	69.4%	68.4%
Percent of expenditures for teacher salaries**	64.5%	Down from 64.8%	66.8%	65.8%
% of AYP objectives met	88.2%	Down from 100.0%	94.4%	90.5%

* Length of contract = 185+ days.

** Prior year audited financial data available.

EVALUATION RESULTS

	Teachers	Students*	Parents*
Number of surveys returned	21	54	37
Percent satisfied with learning environment	100.0%	96.2%	97.2%
Percent satisfied with social and physical environment	100.0%	100.0%	100.0%
Percent satisfied with school-home relations	100.0%	96.3%	97.3%

*Only students at the highest elementary school grade level at this school and their parents were included.

REPORT OF PRINCIPAL AND SCHOOL IMPROVEMENT COUNCIL

Summit Drive Elementary School is a true neighborhood school located minutes from downtown Greenville. The school was established in 1953, but the facility was rebuilt in 2001. We pride ourselves on knowing all of our children personally. The spirit of Summit Drive is characterized by its belief that "Every student is a star". A STAR student Shows respect, Takes responsibility, Always follows directions, and is Ready to learn. Our mission is two-fold: encouraging continuous learning and increasing student achievement. Our goals are to increase student achievement in all academic subjects and to encourage students to become life-long learners and responsible citizens. Our English language arts curriculum includes a special developmental writing program for kindergarten through 5th grade. We were named an Exemplary Writing School by the State Department of Education in 2010. Our teachers use tools from innovative programs such as 4 Blocks to improve literacy and use strategies from programs such as Learning Focused in all academic areas. Our math curriculum includes Calendar Math and flexible math groups which meet once a week for specialized instruction. We continue to have an interactive science lab where science standards are taught through fun and exciting hands-on experiences. As part of the Baldrige Quality Tool program, students keep a data notebook to record their grades and behavior and set goals for personal achievement. We will continue to improve communication with parents, outside agencies, and organizations to yield more involvement and participation in our school. Summit Drive is a school that continuously provides a caring, nurturing, and safe environment.

SIC Chair: Beth Haswell

Principal: Dr. Megan D. Mitchell-Hoefer

Comprehensive detail, including definitions of ratings, performance criteria, and explanations of status, is available on www.ed.sc.gov and www.eoc.sc.gov as well as school and school district websites.

Printed versions are available from school districts upon request.

Abbreviations Key

N/A Not Applicable N/AV Not Available N/C Not Collected N/R Not Reported I/S Insufficient Sample TBD To be determined

NI Newly Identified CSI Continuing School Improvement CA Corrective Action RP Plan to Restructure R Restructure DELAY School Improvement Status HOLD School Improvement Status