

# SC Annual School Report Card Summary

**STONE ACADEMY**  
**Greenville**

**Grades: PK-5**

**Enrollment: 595**

**Principal: Ed Holliday**

**Superintendent: Dr. Phinnize J. Fisher**

**Board Chair: Roger Meek**

## PERFORMANCE

Comprehensive detail, including definitions of ratings, performance criteria, and explanations of status, is available on [www.ed.sc.gov](http://www.ed.sc.gov) and [www.eoc.sc.gov](http://www.eoc.sc.gov) as well as school and school district websites. Printed versions are available from school districts upon request.

YEAR	ABSOLUTE RATING	GROWTH RATING	PALMETTO GOLD AND SILVER AWARD		AYP STATUS	NCLB IMPROVEMENT STATUS
			General Performance	Closing the Gap		
2011	Excellent	Excellent	TBD	TBD	Met	N/A
2010	Excellent	Excellent	Gold	Silver	Met	N/A
2009	Excellent	Good	Gold	N/A	Met	N/A

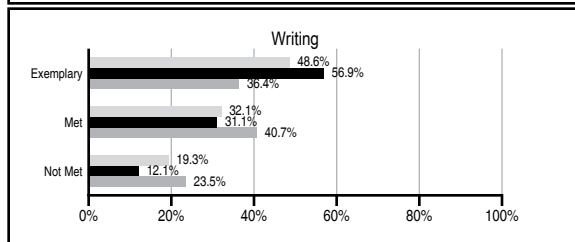
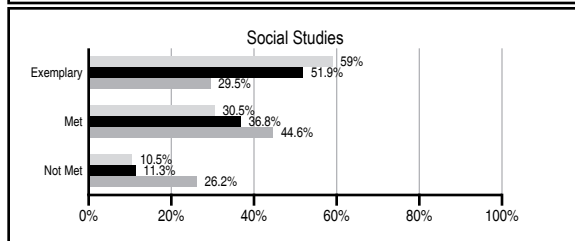
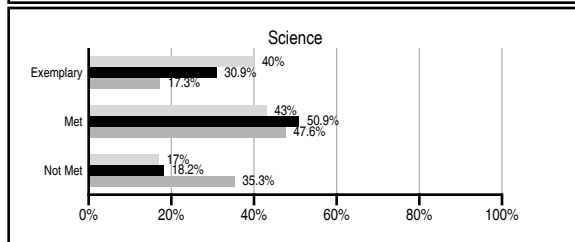
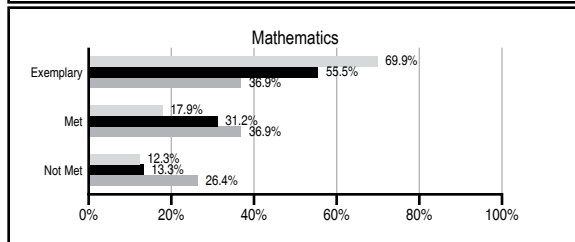
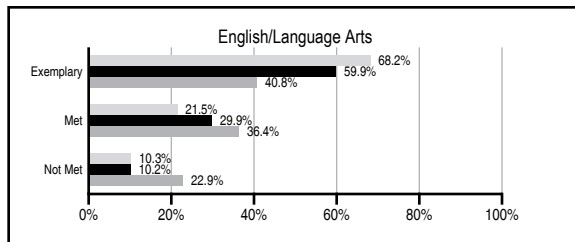
## ABSOLUTE RATINGS OF ELEMENTARY SCHOOLS WITH STUDENTS LIKE OURS\*

EXCELLENT	GOOD	AVERAGE	BELOW AVERAGE	AT-RISK
23	2	0	0	0

\* Ratings are calculated with data available by 11/09/2011. Schools with Students Like Ours are Elementary Schools with Poverty Indices of no more than 5% above or below the index for this school.

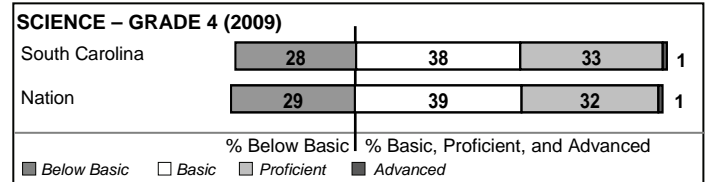

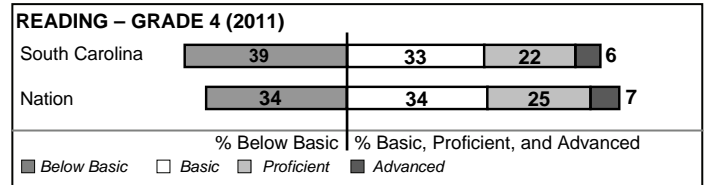
## PASS PERFORMANCE

Our School Elementary Schools with Students Like Ours Elementary schools statewide



## NAEP PERFORMANCE\*

\* Performance reported for SC and nation, data not available at school level. Percentages at NAEP Achievement Levels.



## SC PERFORMANCE VISION

*By 2020 all students will graduate with the knowledge and skills necessary to compete successfully in the global economy, participate in a democratic society and contribute positively as members of families and communities.*

### Abbreviations Key

N/A Not Applicable N/AV Not Available N/C Not Collected N/R Not Reported I/S Insufficient Sample TBD To be determined

NI Newly Identified CSI Continuing School Improvement CA Corrective Action RP Plan to Restructure R Restructure DELAY School Improvement Status HOLD School Improvement Status

# STONE ACADEMY [Greenville]

## SCHOOL PROFILE

	Our School	Change from Last Year	Elementary Schools with Students Like Ours	Median Elementary School
<b>Students (n=595)</b>				
Retention rate	0.9%	Up from 0.0%	0.6%	1.1%
Attendance rate	97.1%	Up from 96.6%	96.7%	96.2%
Served by gifted and talented program	40.8%	Up from 39.3%	31.0%	13.4%
With disabilities other than speech	4.2%	Down from 5.3%	3.0%	4.1%
Older than usual for grade	0.2%	No Change	0.2%	0.3%
Out-of-school suspensions or expulsions for violent and/or criminal offenses	0.0%	No Change	0.0%	0.0%
<b>Teachers (n=34)</b>				
Teachers with advanced degrees	70.6%	Down from 71.1%	63.6%	62.5%
Continuing contract teachers	97.1%	Up from 92.1%	90.6%	88.2%
Teachers returning from previous year	93.4%	Up from 91.5%	89.9%	87.8%
Teacher attendance rate	93.4%	Down from 97.1%	94.6%	95.2%
Average teacher salary*	\$47,925	Up 2.4%	\$48,638	\$46,773
Classes not taught by highly qualified teachers	0.0%	Down from 2.0%	0.0%	0.0%
Professional development days/teacher	8.9 days	Up from 6.1 days	11.6 days	10.5 days
<b>School</b>				
Principal's years at school	18.0	Up from 17.0	4.0	4.0
Student-teacher ratio in core subjects	23.8 to 1	Up from 23.7 to 1	21.1 to 1	19.9 to 1
Prime instructional time	91.5%	Down from 93.8%	91.1%	90.4%
Opportunities in the arts	Excellent	No Change	Good	Good
SACS accreditation	Yes	No Change	Yes	Yes
Parents attending conferences	97.9%	Down from 100.0%	100.0%	100.0%
Character development program	Good	Down from Excellent	Excellent	Excellent
Dollars spent per pupil**	\$6,327	Down 4.0%	\$6,969	\$7,447
Percent of expenditures for instruction**	64.0%	Down from 68.0%	70.2%	68.4%
Percent of expenditures for teacher salaries**	63.0%	Down from 63.2%	69.2%	65.8%
% of AYP objectives met	100.0%	No Change	100.0%	90.5%

\* Length of contract = 185+ days.

\*\* Prior year audited financial data available.

## EVALUATION RESULTS

	Teachers	Students*	Parents*
Number of surveys returned	37	101	91
Percent satisfied with learning environment	97.3%	92.0%	95.3%
Percent satisfied with social and physical environment	100.0%	88.9%	97.8%
Percent satisfied with school-home relations	100.0%	92.0%	94.3%

\*Only students at the highest elementary school grade level at this school and their parents were included.

## REPORT OF PRINCIPAL AND SCHOOL IMPROVEMENT COUNCIL

Stone Academy is an inner-city arts magnet school of 590 students serving an assigned downtown neighborhood and students from across the county who apply to attend. Approximately 30% of students qualify for free/reduced meals, 38% are magnet and 39% of students in grades 3-5 qualify for Challenge.

We continued addressing our 4 multi-year goals for continuous improvement that included:

1. Improving reading and writing achievement of all students across grade levels
2. Improving math achievement of all students across grade levels
3. Improving technology skills of students, teachers and parents to improve overall achievement
4. Improving parent communication and involvement to improve overall achievement.

Our focus for the year was a study of the impact of gender on student learning in order to reduce the gender gap in student achievement. The faculty participated in a yearlong book study of Leonard Sax's Why Gender Matters. Faculty members and guest speakers have presented on gender related topics throughout the year, including behavior, assessment, teaching boy writers, technology, and arts integrated strategies for boys and girls.

Stone Academy met Annual Year Progress (AYP) by meeting 17 of the 17 standards set by the Federal Department of Education in the "No Child Left Behind Act,"

Stone maintained for the twelfth year its status as an ABC (Arts in the Basic Curriculum) model school site and received funds to support artists-in-residence and staff development. The school-wide instructional theme was "Oh the Places You Will Go." The annual school-wide production was an original script that featured this theme and showcased music, dance, drama, and art. First grade again did a Peter Rabbit musical, the second grade again performed the American History Timeline pageant, and third grade did a South Carolina History pageant.

Many students successfully auditioned for the various performing groups at school, with 62 in Stone Singers, 12 in Dance Ensemble, 20 in Play Production, and 40 students in strings. Jumpstart News continued as a daily, live student-produced TV program. Five crews of 15 members of fourth and fifth graders served during the school year. Encore enrichment classes before and after school offered enrichment in art, dance, drama, guitar, percussion and baton. Friday clubs offered 4th and 5th grade students enrichment in drama, dance, journalism, physical activities, gardening, chess, and Tinikling.

In the 2010-2011 school year, Stone was a semifinalist for Palmetto's Finest. We were honored to have the state's only Milken Award winner, Mr. Gresham Brown. The SIC oversaw the completion of the REFRESH technology plan, parent education programs and HOG Day to landscape the campus. Stone received the Palmetto Gold Award, for an excellent Annual School Report Card and good improvement rating. Additionally, Stone received the Palmetto Silver Award for Closing the Achievement Gap.

Ed Holliday, Principal  
Bryan Howell and Bonnie McClain, SIC Co-Chairs

Comprehensive detail, including definitions of ratings, performance criteria, and explanations of status, is available on [www.ed.sc.gov](http://www.ed.sc.gov) and [www.eoc.sc.gov](http://www.eoc.sc.gov) as well as school and school district websites.

Printed versions are available from school districts upon request.

### Abbreviations Key

N/A Not Applicable N/AV Not Available N/C Not Collected N/R Not Reported I/S Insufficient Sample TBD To be determined

NI Newly Identified CSI Continuing School Improvement CA Corrective Action RP Plan to Restructure R Restructure DELAY School Improvement Status HOLD School Improvement Status