

SC Annual School Report Card Summary

PARIS ELEMENTARY

Greenville

Grades: K-5

Enrollment: 609

Principal: David Wise

Superintendent: Dr. Phinnize J. Fisher

Board Chair: Roger Meek

PERFORMANCE

Comprehensive detail, including definitions of ratings, performance criteria, and explanations of status, is available on www.ed.sc.gov and www.eoc.sc.gov as well as school and school district websites. Printed versions are available from school districts upon request.

YEAR	ABSOLUTE RATING	GROWTH RATING	PALMETTO GOLD AND SILVER AWARD		AYP STATUS	NCLB IMPROVEMENT STATUS
			General Performance	Closing the Gap		
2011	Good	Good	TBD	TBD	Not Met	N/A
2010	Good	Good	Silver	N/A	Met	N/A
2009	Average	Average	N/A	N/A	Met	N/A

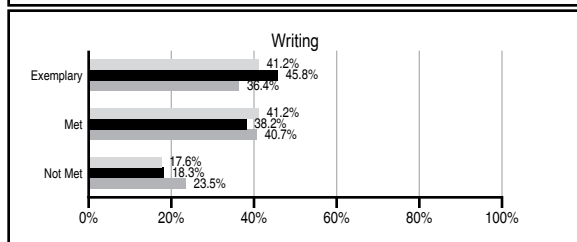
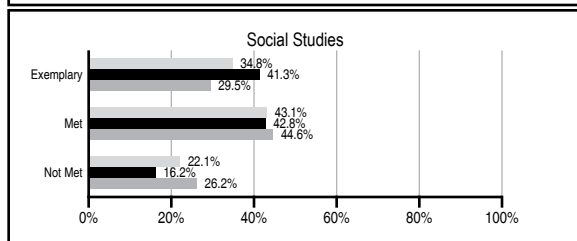
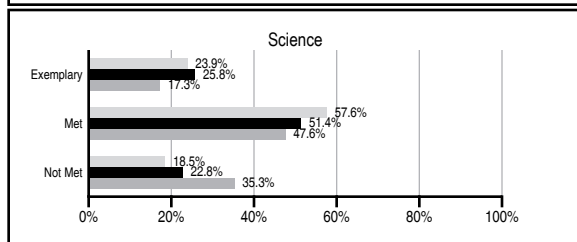
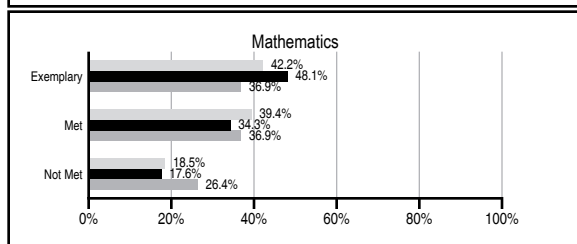
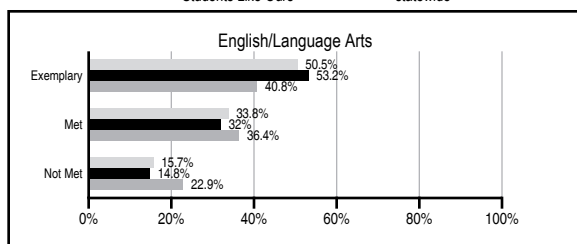
ABSOLUTE RATINGS OF ELEMENTARY SCHOOLS WITH STUDENTS LIKE OURS*

EXCELLENT	GOOD	AVERAGE	BELOW AVERAGE	AT-RISK
31	15	3	2	0

* Ratings are calculated with data available by 11/09/2011. Schools with Students Like Ours are Elementary Schools with Poverty Indices of no more than 5% above or below the index for this school.




PASS PERFORMANCE

Our School Elementary Schools with Students Like Ours Elementary schools statewide



NAEP PERFORMANCE*

* Performance reported for SC and nation, data not available at school level. Percentages at NAEP Achievement Levels.



SC PERFORMANCE VISION

By 2020 all students will graduate with the knowledge and skills necessary to compete successfully in the global economy, participate in a democratic society and contribute positively as members of families and communities.

Abbreviations Key

N/A Not Applicable N/AV Not Available N/C Not Collected N/R Not Reported I/S Insufficient Sample TBD To be determined

NI Newly Identified CSI Continuing School Improvement CA Corrective Action RP Plan to Restructure R Restructure DELAY School Improvement Status HOLD School Improvement Status

PARIS ELEMENTARY [Greenville]

SCHOOL PROFILE

	Our School	Change from Last Year	Elementary Schools with Students Like Ours	Median Elementary School
Students (n=609)				
Retention rate	0.8%	Down from 0.9%	0.8%	1.1%
Attendance rate	96.1%	Down from 96.4%	96.5%	96.2%
Served by gifted and talented program	19.4%	Up from 18.5%	22.0%	13.4%
With disabilities other than speech	9.5%	Down from 13.0%	4.1%	4.1%
Older than usual for grade	0.2%	Up from 0.0%	0.2%	0.3%
Out-of-school suspensions or expulsions for violent and/or criminal offenses	0.0%	No Change	0.0%	0.0%
Teachers (n=35)				
Teachers with advanced degrees	45.7%	Down from 59.0%	63.2%	62.5%
Continuing contract teachers	85.7%	Down from 89.7%	89.4%	88.2%
Teachers returning from previous year	85.3%	Down from 86.9%	87.9%	87.8%
Teacher attendance rate	96.0%	Up from 95.9%	95.3%	95.2%
Average teacher salary*	\$44,711	Down 7.0%	\$48,174	\$46,773
Classes not taught by highly qualified teachers	0.0%	No Change	0.0%	0.0%
Professional development days/teacher	11.5 days	Up from 10.0 days	9.8 days	10.5 days
School				
Principal's years at school	3.0	Up from 2.0	4.0	4.0
Student-teacher ratio in core subjects	19.0 to 1	Down from 21.3 to 1	20.7 to 1	19.9 to 1
Prime instructional time	92.2%	Up from 92.1%	91.3%	90.4%
Opportunities in the arts	Good	No Change	Good	Good
SACS accreditation	Yes	No Change	Yes	Yes
Parents attending conferences	99.1%	Down from 100.0%	100.0%	100.0%
Character development program	Excellent	No Change	Excellent	Excellent
Dollars spent per pupil**	\$6,545	Down 1.7%	\$7,100	\$7,447
Percent of expenditures for instruction**	64.3%	Down from 68.6%	68.8%	68.4%
Percent of expenditures for teacher salaries**	63.4%	Down from 63.7%	67.6%	65.8%
% of AYP objectives met	88.2%	Down from 100.0%	95.2%	90.5%

* Length of contract = 185+ days.

** Prior year audited financial data available.

EVALUATION RESULTS

	Teachers	Students*	Parents*
Number of surveys returned	25	90	57
Percent satisfied with learning environment	100.0%	91.0%	89.1%
Percent satisfied with social and physical environment	96.0%	92.0%	92.9%
Percent satisfied with school-home relations	100.0%	92.2%	81.8%

*Only students at the highest elementary school grade level at this school and their parents were included.

REPORT OF PRINCIPAL AND SCHOOL IMPROVEMENT COUNCIL

Paris Elementary offers a truly unique educational setting. Nestled at the base of Paris Mountain, the school is rich in a tradition of excellence with a history of ninety-nine years. Students moved into the new facility in 2004. Paris remains a focal point of the community and maintains close ties to the history of the area, including the grounds of Camp Sevier, a World War I training ground.

All academic programs at the school are student-centered and research-based to ensure the best possible education for our students. Our reading and language arts programs are based on Pat Cunningham's 4-Blocks method which is used in conjunction with our Accelerated Reader program to serve the individual needs of our students. Our math program employs a hands-on approach utilizing the Everyday Counts Calendar Math program and is enhanced by the Math Superstars program to promote creative and higher order thinking to solve word problems. Students continue learning with Odyssey CompassLearning, a computer-based instructional program that addresses individual students' needs. Our teachers use hands-on science kits and project teaching in Social Studies. The faculty is well-trained to provide an exciting combination of standards-based thematic units by integrating subjects.

The success of Paris Elementary is heightened by support from the PTA and our surrounding community. Our PTA contributes an enormous amount of time and financial resources to programs in the school that benefit all students, such as Young Author's Week, Science is Fun Day, and Accelerated Reading Celebrations. Volunteers deliver SEEDS reading lessons to classrooms, tutor students, assist teachers, and help with the maintenance and beautification of the school.

The school staff, parents, students, and community all work together to ensure student achievement and success. Together, we look towards continuing to build on the traditions and excellence that have always defined Paris Elementary as we conclude one century of academic achievement.

Julie Mathis, SIC Chair
Lakeshia Rainey, Administrative Assistant
David G. Wise, Principal

Comprehensive detail, including definitions of ratings, performance criteria, and explanations of status, is available on www.ed.sc.gov and www.eoc.sc.gov as well as school and school district websites.

Printed versions are available from school districts upon request.

Abbreviations Key

N/A Not Applicable N/AV Not Available N/C Not Collected N/R Not Reported I/S Insufficient Sample TBD To be determined
NI Newly Identified CSI Continuing School Improvement CA Corrective Action RP Plan to Restructure R Restructure DELAY School Improvement Status HOLD School Improvement Status