

SC Annual School Report Card Summary

MOUNTAIN VIEW ELEMENTARY

Greenville

Grades: PK-5

Enrollment: 826

Principal: Tommy Hughes

Superintendent: Dr. Phinnize J. Fisher

Board Chair: Roger Meek

PERFORMANCE

Comprehensive detail, including definitions of ratings, performance criteria, and explanations of status, is available on www.ed.sc.gov and www.eoc.sc.gov as well as school and school district websites. Printed versions are available from school districts upon request.

YEAR	ABSOLUTE RATING	GROWTH RATING	PALMETTO GOLD AND SILVER AWARD		AYP STATUS	NCLB IMPROVEMENT STATUS
			General Performance	Closing the Gap		
2011	Good	Good	TBD	TBD	Not Met	N/A
2010	Good	Good	Silver	Silver	Met	N/A
2009	Average	Average	N/A	N/A	Met	N/A

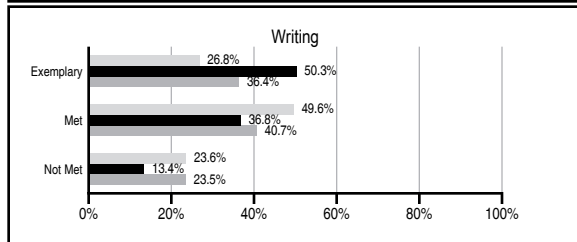
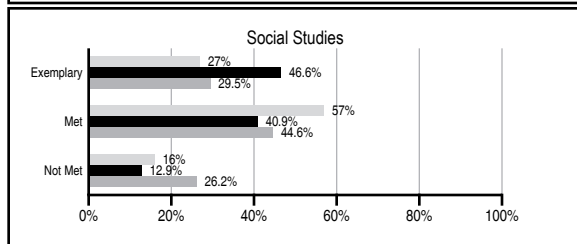
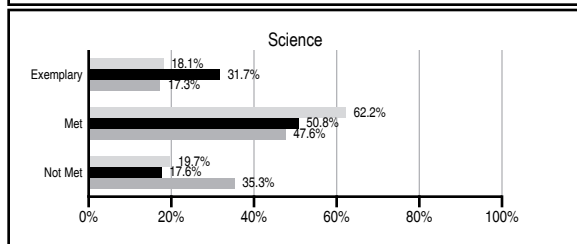
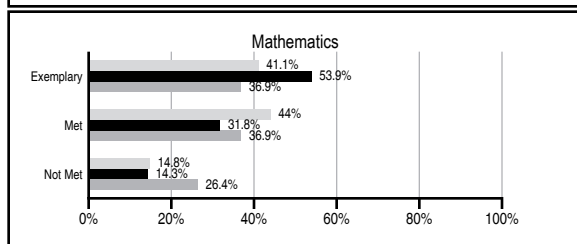
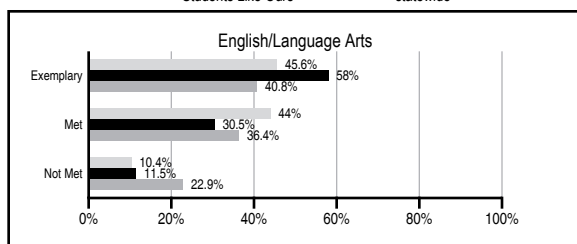
ABSOLUTE RATINGS OF ELEMENTARY SCHOOLS WITH STUDENTS LIKE OURS*

EXCELLENT	GOOD	AVERAGE	BELOW AVERAGE	AT-RISK
30	3	0	1	0

* Ratings are calculated with data available by 11/09/2011. Schools with Students Like Ours are Elementary Schools with Poverty Indices of no more than 5% above or below the index for this school.




PASS PERFORMANCE

Our School Elementary Schools with Students Like Ours Elementary schools statewide



NAEP PERFORMANCE*

* Performance reported for SC and nation, data not available at school level. Percentages at NAEP Achievement Levels.



SC PERFORMANCE VISION

By 2020 all students will graduate with the knowledge and skills necessary to compete successfully in the global economy, participate in a democratic society and contribute positively as members of families and communities.

Abbreviations Key

N/A Not Applicable N/AV Not Available N/C Not Collected N/R Not Reported I/S Insufficient Sample TBD To be determined

NI Newly Identified CSI Continuing School Improvement CA Corrective Action RP Plan to Restructure R Restructure DELAY School Improvement Status HOLD School Improvement Status

MOUNTAIN VIEW ELEMENTARY [Greenville]

SCHOOL PROFILE

	Our School	Change from Last Year	Elementary Schools with Students Like Ours	Median Elementary School
Students (n=826)				
Retention rate	2.1%	Down from 2.2%	0.8%	1.1%
Attendance rate	96.4%	Up from 96.0%	96.5%	96.2%
Served by gifted and talented program	20.3%	Up from 16.8%	22.8%	13.4%
With disabilities other than speech	8.7%	Down from 11.6%	3.1%	4.1%
Older than usual for grade	0.0%	No Change	0.2%	0.3%
Out-of-school suspensions or expulsions for violent and/or criminal offenses	0.0%	No Change	0.0%	0.0%
Teachers (n=45)				
Teachers with advanced degrees	71.1%	Up from 70.6%	66.2%	62.5%
Continuing contract teachers	100.0%	Up from 98.0%	90.3%	88.2%
Teachers returning from previous year	92.7%	Down from 93.7%	89.4%	87.8%
Teacher attendance rate	93.2%	Down from 97.7%	95.6%	95.2%
Average teacher salary*	\$48,067	Up 2.5%	\$47,850	\$46,773
Classes not taught by highly qualified teachers	0.0%	No Change	0.0%	0.0%
Professional development days/teacher	10.4 days	No Change	9.6 days	10.5 days
School				
Principal's years at school	16.0	Up from 15.0	4.3	4.0
Student-teacher ratio in core subjects	23.8 to 1	Up from 20.3 to 1	21.4 to 1	19.9 to 1
Prime instructional time	91.1%	Down from 93.3%	91.7%	90.4%
Opportunities in the arts	Good	No Change	Good	Good
SACS accreditation	Yes	No Change	Yes	Yes
Parents attending conferences	100.0%	No Change	100.0%	100.0%
Character development program	Excellent	No Change	Excellent	Excellent
Dollars spent per pupil**	\$5,997	Up 0.2%	\$7,096	\$7,447
Percent of expenditures for instruction**	68.8%	Down from 72.7%	69.8%	68.4%
Percent of expenditures for teacher salaries**	67.8%	Down from 68.9%	68.4%	65.8%
% of AYP objectives met	88.2%	Down from 100.0%	100.0%	90.5%

* Length of contract = 185+ days.

** Prior year audited financial data available.

EVALUATION RESULTS

	Teachers	Students*	Parents*
Number of surveys returned	39	121	87
Percent satisfied with learning environment	97.4%	95.9%	95.3%
Percent satisfied with social and physical environment	100.0%	96.6%	96.6%
Percent satisfied with school-home relations	97.4%	97.5%	95.3%

*Only students at the highest elementary school grade level at this school and their parents were included.

REPORT OF PRINCIPAL AND SCHOOL IMPROVEMENT COUNCIL

The mission of Mountain View Elementary in cooperation with the community is to provide a safe, positive environment where children build skills, knowledge and character needed for lifelong learning. Mountain View Elementary is a warm, community centered school steeped in rich tradition. We are the only school in the Greenville County to have received the Red Carpet Award three times. This award honors schools that provide warm, friendly environments where people not only are welcomed but also are made to feel part of the school family.

At Mountain View our focus is on the whole child. It is important for us to meet the needs of children on many levels. Not only are we concerned with the academic needs of the children, but we also address other issues such as safety and wellness. Mountain View has received the Safe Schools award for the last five years. This award requires various safety lessons to be taught to students, families, and faculty. We encourage all community members to be a part of our school family by volunteering and being present for events in our building.

Mountain View is a learning community. We work in cooperation with area universities to train per-services teachers. Our faculty members participate in many worthwhile professional development opportunities, such as the pursuit of advanced degrees, technology training, and integration of the arts. Ten teachers are currently National Board certified. Mountain View teachers have received the numerous grants and achievement awards and have presented at state and national conferences. Our principal received the Greenville County Principal of the Year award.

Every classroom at Mountain View is outfitted with computers and a Promethean Board. Our school offers many opportunities for professional development in the use and integration of technology in the classroom. Technology is also used as major means of communication both in the school and throughout the community.

Tommy Hughes, Principal
Mrs. Julie Paquette, SIC Committee Chairperson

Comprehensive detail, including definitions of ratings, performance criteria, and explanations of status, is available on www.ed.sc.gov and www.eoc.sc.gov as well as school and school district websites.

Printed versions are available from school districts upon request.

Abbreviations Key

N/A Not Applicable N/AV Not Available N/C Not Collected N/R Not Reported I/S Insufficient Sample TBD To be determined
NI Newly Identified CSI Continuing School Improvement CA Corrective Action RP Plan to Restructure R Restructure DELAY School Improvement Status HOLD School Improvement Status