

SC Annual School Report Card Summary

MONAVIEW ELEMENTARY

Greenville

Grades: PK-5

Enrollment: 547

Principal: Sharon J. Dowell

Superintendent: Dr. Phinnize J. Fisher

Board Chair: Roger Meek

PERFORMANCE

Comprehensive detail, including definitions of ratings, performance criteria, and explanations of status, is available on www.ed.sc.gov and www.eoc.sc.gov as well as school and school district websites. Printed versions are available from school districts upon request.

YEAR	ABSOLUTE RATING	GROWTH RATING	PALMETTO GOLD AND SILVER AWARD		AYP STATUS	NCLB IMPROVEMENT STATUS
			General Performance	Closing the Gap		
2011	Average	Average	TBD	TBD	Not Met	R
2010	Average	Average	N/A	N/A	Not Met	R
2009	Average	Average	N/A	N/A	Not Met	R

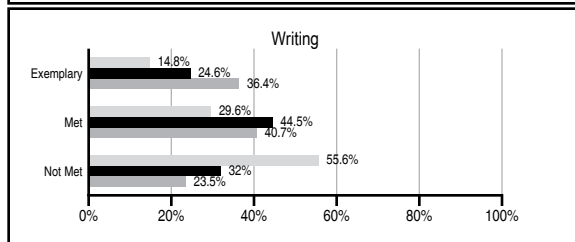
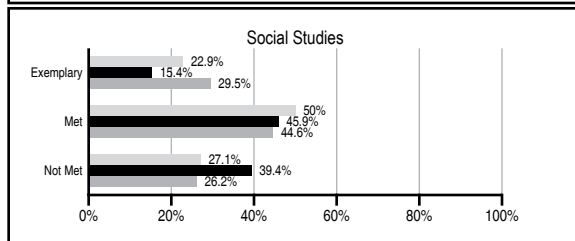
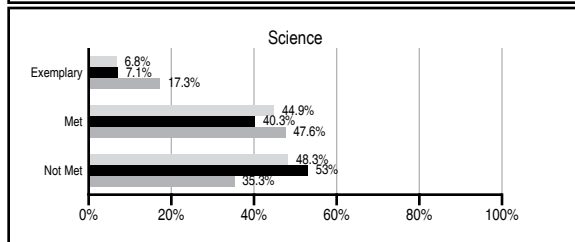
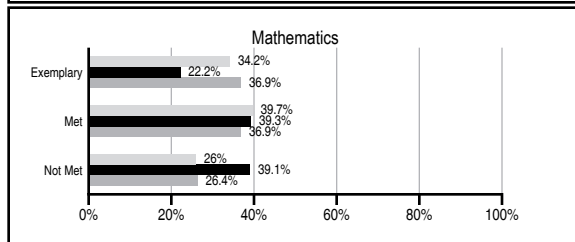
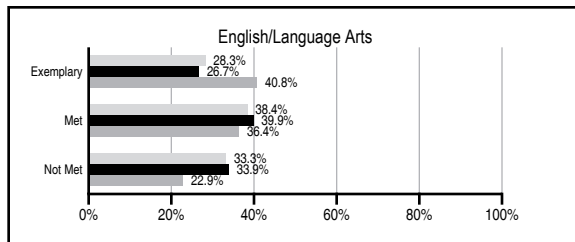
ABSOLUTE RATINGS OF ELEMENTARY SCHOOLS WITH STUDENTS LIKE OURS*

EXCELLENT	GOOD	AVERAGE	BELOW AVERAGE	AT-RISK
2	8	87	51	23

* Ratings are calculated with data available by 11/09/2011. Schools with Students Like Ours are Elementary Schools with Poverty Indices of no more than 5% above or below the index for this school.

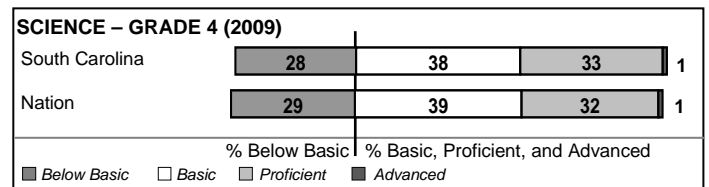

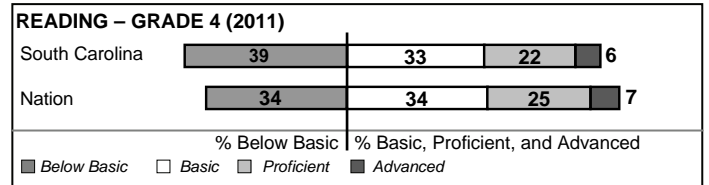
PASS PERFORMANCE

Our School Elementary Schools with Students Like Ours Elementary schools statewide



NAEP PERFORMANCE*

* Performance reported for SC and nation, data not available at school level. Percentages at NAEP Achievement Levels.



SC PERFORMANCE VISION

By 2020 all students will graduate with the knowledge and skills necessary to compete successfully in the global economy, participate in a democratic society and contribute positively as members of families and communities.

Abbreviations Key

N/A Not Applicable N/AV Not Available N/C Not Collected N/R Not Reported I/S Insufficient Sample TBD To be determined

NI Newly Identified CSI Continuing School Improvement CA Corrective Action RP Plan to Restructure R Restructure DELAY School Improvement Status HOLD School Improvement Status

MONAVIEW ELEMENTARY [Greenville]

SCHOOL PROFILE

	Our School	Change from Last Year	Elementary Schools with Students Like Ours	Median Elementary School
Students (n=547)				
Retention rate	0.8%	Up from 0.6%	1.5%	1.1%
Attendance rate	96.6%	Up from 96.1%	96.2%	96.2%
Served by gifted and talented program	4.2%	Up from 3.8%	5.3%	13.4%
With disabilities other than speech	6.6%	Down from 11.0%	4.2%	4.1%
Older than usual for grade	0.4%	Down from 1.1%	0.5%	0.3%
Out-of-school suspensions or expulsions for violent and/or criminal offenses	0.0%	No Change	0.0%	0.0%
Teachers (n=39)				
Teachers with advanced degrees	30.8%	Down from 34.1%	61.9%	62.5%
Continuing contract teachers	74.4%	Up from 72.7%	82.3%	88.2%
Teachers returning from previous year	81.7%	Down from 87.0%	84.7%	87.8%
Teacher attendance rate	93.6%	Down from 97.1%	95.2%	95.2%
Average teacher salary*	\$40,390	Down 2.2%	\$45,196	\$46,773
Classes not taught by highly qualified teachers	0.0%	No Change	0.0%	0.0%
Professional development days/teacher	14.1 days	Up from 10.5 days	10.6 days	10.5 days
School				
Principal's years at school	3.0	Up from 2.0	4.0	4.0
Student-teacher ratio in core subjects	14.6 to 1	Down from 18.7 to 1	17.6 to 1	19.9 to 1
Prime instructional time	90.8%	Down from 93.0%	90.3%	90.4%
Opportunities in the arts	Good	No Change	Good	Good
SACS accreditation	Yes	No Change	Yes	Yes
Parents attending conferences	100.0%	No Change	100.0%	100.0%
Character development program	At-Risk	Down from Average	Excellent	Excellent
Dollars spent per pupil**	\$7,093	Down 8.7%	\$8,435	\$7,447
Percent of expenditures for instruction**	70.0%	Up from 67.9%	67.8%	68.4%
Percent of expenditures for teacher salaries**	67.9%	Up from 65.9%	64.7%	65.8%
% of AYP objectives met	82.8%	Down from 96.6%	76.9%	90.5%

* Length of contract = 185+ days.

** Prior year audited financial data available.

EVALUATION RESULTS

	Teachers	Students*	Parents*
Number of surveys returned	29	85	31
Percent satisfied with learning environment	89.7%	85.9%	100.0%
Percent satisfied with social and physical environment	100.0%	89.4%	93.1%
Percent satisfied with school-home relations	75.9%	85.9%	90.0%

*Only students at the highest elementary school grade level at this school and their parents were included.

REPORT OF PRINCIPAL AND SCHOOL IMPROVEMENT COUNCIL

Monaview Elementary Goals and Objectives:

The 2010-2011 school year was an exciting and successful year at Monaview Elementary. Title1 Planning/SIC Committee, PTA, Faculty Council, staff, and students worked together to establish a shared vision. As a learning community, Monaview used the Greenville County School's Educational Plan as a framework to establish and implement

directional goals which led to increased student performances in the core subject areas of English Language

Arts, and mathematics as measured by MAPS. After reviewing current test data, SC State Standards, and student benchmark data priority goals were established to increase student performances in mathematics and reading. Strategies to support these goals included continued professional development in Four Block, Calendar Math, Differentiated Instruction, Literacy Training, and vocabulary development for all teachers. With the assistance of teachers, students established individual academic goals for the school year. Academic rigor in instruction and grade level RTI groups were implemented to support priority goals.

Monaview Elementary accomplishments and plans for the future:

? Teachers continued to receive training through the Peace Center Arts Program,

? Monaview was recognized with a banner for being considered a part of the "Safe School's Program,"

? Monaview has a collaborative partnership with Communities in Schools,

? Monaview was awarded the Fresh Fruits and Vegetable Grant for 2011-12,

? Monaview's school-wide theme for 2010-2011 was Destination Learning –Oh, the Places You Can Go,!

? The 2011-12 school theme will be "Learning is a Treasure,"

? Monaview will continue its school wide discipline program, PBIS,

? Monaview had a daily news show staffed by the students, and

? There were student activities such as Student Council, Safety Patrols, Library cadets, D.R.U.M. Club, Chorus, and Recorder Club.

Monaview will continue to review data from a variety of sources and set new goals for increased student performances in all core subjects. Administration, Faculty Council, Staff, PTA, Title I Planning/ SIC Committee, Parents, and the Community will continue to build a collaborative, cohesive team so that all students are successful both academically and socially.

Principal Sharon Dowell and SIC Chair, Janice Sargent

Comprehensive detail, including definitions of ratings, performance criteria, and explanations of status, is available on www.ed.sc.gov and www.eoc.sc.gov as well as school and school district websites.

Printed versions are available from school districts upon request.

Abbreviations Key

N/A Not Applicable N/AV Not Available N/C Not Collected N/R Not Reported I/S Insufficient Sample TBD To be determined

NI Newly Identified CSI Continuing School Improvement CA Corrective Action RP Plan to Restructure R Restructure DELAY School Improvement Status HOLD School Improvement Status