

SC Annual School Report Card Summary

MITCHELL ROAD ELEMENTARY

Greenville

Grades: PK-5

Enrollment: 586

Principal: Nerissa Lewis

Superintendent: Dr. Phinnize J. Fisher

Board Chair: Roger Meek

PERFORMANCE

Comprehensive detail, including definitions of ratings, performance criteria, and explanations of status, is available on www.ed.sc.gov and www.eoc.sc.gov as well as school and school district websites. Printed versions are available from school districts upon request.

YEAR	ABSOLUTE RATING	GROWTH RATING	PALMETTO GOLD AND SILVER AWARD		AYP STATUS	NCLB IMPROVEMENT STATUS
			General Performance	Closing the Gap		
2011	Good	Average	TBD	TBD	Met	N/A
2010	Good	Average	N/A	N/A	Met	N/A
2009	Good	Average	N/A	Gold	Met	N/A

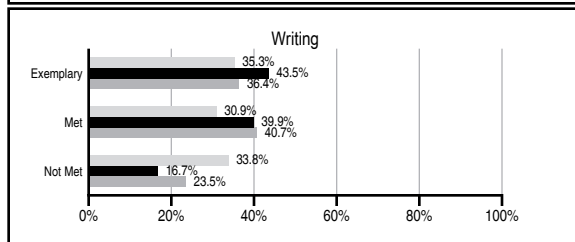
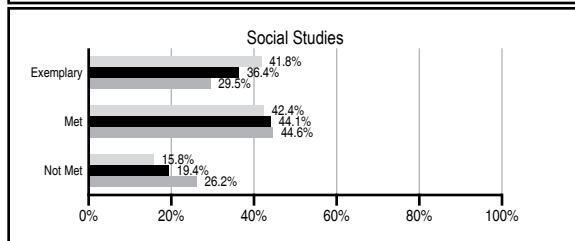
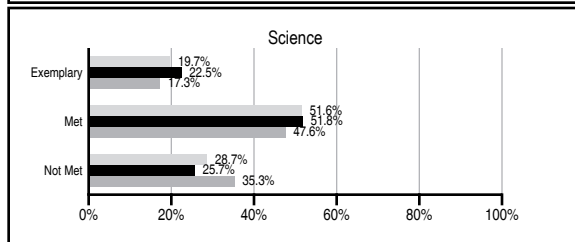
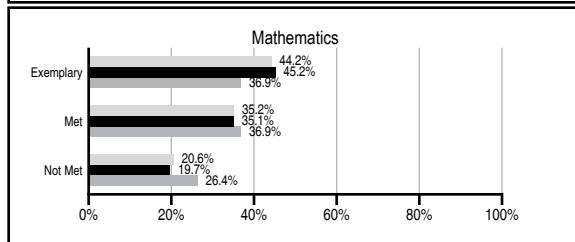
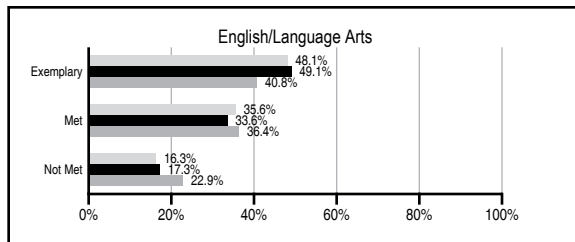
ABSOLUTE RATINGS OF ELEMENTARY SCHOOLS WITH STUDENTS LIKE OURS*

EXCELLENT	GOOD	AVERAGE	BELOW AVERAGE	AT-RISK
32	46	15	0	0

* Ratings are calculated with data available by 11/09/2011. Schools with Students Like Ours are Elementary Schools with Poverty Indices of no more than 5% above or below the index for this school.

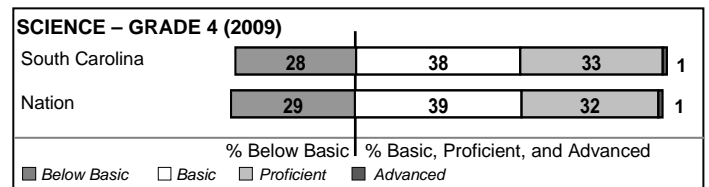

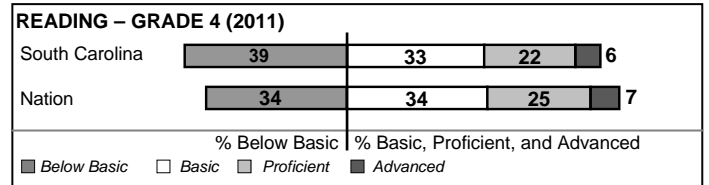
PASS PERFORMANCE

Our School Elementary Schools with Students Like Ours Elementary schools statewide



NAEP PERFORMANCE*

* Performance reported for SC and nation, data not available at school level. Percentages at NAEP Achievement Levels.



SC PERFORMANCE VISION

By 2020 all students will graduate with the knowledge and skills necessary to compete successfully in the global economy, participate in a democratic society and contribute positively as members of families and communities.

Abbreviations Key

N/A Not Applicable N/AV Not Available N/C Not Collected N/R Not Reported I/S Insufficient Sample TBD To be determined

NI Newly Identified CSI Continuing School Improvement CA Corrective Action RP Plan to Restructure R Restructure DELAY School Improvement Status HOLD School Improvement Status

MITCHELL ROAD ELEMENTARY [Greenville]

SCHOOL PROFILE

	Our School	Change from Last Year	Elementary Schools with Students Like Ours	Median Elementary School
Students (n=586)				
Retention rate	1.3%	Down from 1.5%	0.8%	1.1%
Attendance rate	96.7%	Up from 96.5%	96.2%	96.2%
Served by gifted and talented program	19.6%	Up from 19.3%	19.6%	13.4%
With disabilities other than speech	5.4%	Down from 7.6%	3.7%	4.1%
Older than usual for grade	0.5%	Up from 0.2%	0.2%	0.3%
Out-of-school suspensions or expulsions for violent and/or criminal offenses	0.0%	No Change	0.0%	0.0%
Teachers (n=35)				
Teachers with advanced degrees	62.9%	Down from 70.3%	64.7%	62.5%
Continuing contract teachers	94.3%	Up from 89.2%	91.3%	88.2%
Teachers returning from previous year	94.9%	Up from 93.8%	89.6%	87.8%
Teacher attendance rate	93.5%	Down from 96.2%	95.3%	95.2%
Average teacher salary*	\$48,930	Up 0.7%	\$47,826	\$46,773
Classes not taught by highly qualified teachers	0.0%	No Change	0.0%	0.0%
Professional development days/teacher	8.1 days	Down from 8.5 days	10.9 days	10.5 days
School				
Principal's years at school	6.0	No Change	5.0	4.0
Student-teacher ratio in core subjects	22.1 to 1	Up from 17.2 to 1	20.8 to 1	19.9 to 1
Prime instructional time	90.3%	Down from 92.8%	90.4%	90.4%
Opportunities in the arts	Good	No Change	Good	Good
SACS accreditation	Yes	No Change	Yes	Yes
Parents attending conferences	100.0%	No Change	100.0%	100.0%
Character development program	Good	No Change	Excellent	Excellent
Dollars spent per pupil**	\$6,877	Down 0.1%	\$7,021	\$7,447
Percent of expenditures for instruction**	67.2%	Down from 68.3%	68.8%	68.4%
Percent of expenditures for teacher salaries**	66.3%	Up from 66.0%	66.6%	65.8%
% of AYP objectives met	100.0%	No Change	95.0%	90.5%

* Length of contract = 185+ days.

** Prior year audited financial data available.

REPORT OF PRINCIPAL AND SCHOOL IMPROVEMENT COUNCIL

The Mitchell Road Elementary faculty, staff, and community developed a comprehensive strategic plan outlining the goals, objectives, and strategies for our school. The goals focus on academic achievement, parent involvement, and a supportive educational environment. The goals address the specific school needs and are aligned to the district's Education Plan. The School Improvement Council along with school personnel regularly review the progress made in achieving these goals.

Mitchell Road Elementary is an award winning school. In recent years it has been named a National Blue Ribbon School of Excellence and a Carolina First Palmetto's Finest School. In addition, the school received the Red Carpet Award for exemplary customer service and the Safe Kids School Award for keeping children safe and healthy. Twelve teachers have received National Board Certification.

Our PTA actively supports our school through fundraising and volunteer hours. Parents have many opportunities to be involved in their child's education. The active involvement of the school's PTA helps provide programs that benefit all children. Opportunities include tutoring, volunteering in classrooms or the office, mentoring students, serving on committees, landscaping, chaperoning field trips, etc. We recognize the importance of parent involvement in our school and the impact that it can have on student success.

Teachers and staff work together to meet the needs of every student. Every child has the opportunity to achieve success related not only to academics, but also in areas such as music, art, and physical education. All students are encouraged to do their best at all times! We enjoy celebrating the successes attained by each child.

Nerissa Lewis, Principal

EVALUATION RESULTS

	Teachers	Students*	Parents*
Number of surveys returned	26	68	46
Percent satisfied with learning environment	96.2%	89.6%	88.4%
Percent satisfied with social and physical environment	96.2%	88.2%	95.6%
Percent satisfied with school-home relations	100.0%	90.9%	88.9%

*Only students at the highest elementary school grade level at this school and their parents were included.

Comprehensive detail, including definitions of ratings, performance criteria, and explanations of status, is available on www.ed.sc.gov and www.eoc.sc.gov as well as school and school district websites.

Printed versions are available from school districts upon request.

Abbreviations Key

N/A Not Applicable N/AV Not Available N/C Not Collected N/R Not Reported I/S Insufficient Sample TBD To be determined

NI Newly Identified CSI Continuing School Improvement CA Corrective Action RP Plan to Restructure R Restructure DELAY School Improvement Status HOLD School Improvement Status