

SC Annual School Report Card Summary

FORK SHOALS ELEMENTARY

Greenville

Grades: K-5

Enrollment: 769

Principal: Christopher Ross

Superintendent: Dr. Phinnize J. Fisher

Board Chair: Roger Meek

PERFORMANCE

Comprehensive detail, including definitions of ratings, performance criteria, and explanations of status, is available on www.ed.sc.gov and www.eoc.sc.gov as well as school and school district websites. Printed versions are available from school districts upon request.

YEAR	ABSOLUTE RATING	GROWTH RATING	PALMETTO GOLD AND SILVER AWARD		AYP STATUS	NCLB IMPROVEMENT STATUS
			General Performance	Closing the Gap		
2011	Good	Average	TBD	TBD	Not Met	N/A
2010	Average	Good	Silver	N/A	Not Met	N/A
2009	Average	Average	N/A	N/A	Not Met	N/A

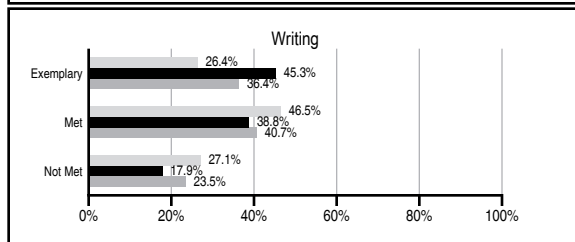
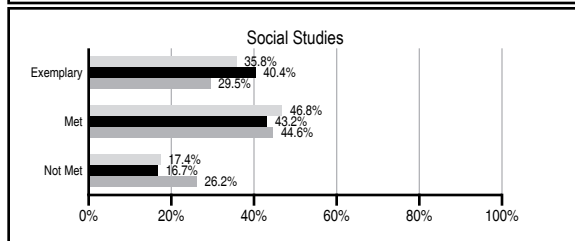
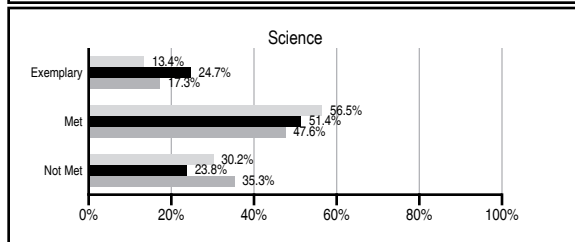
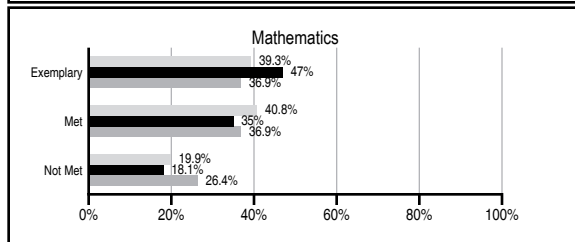
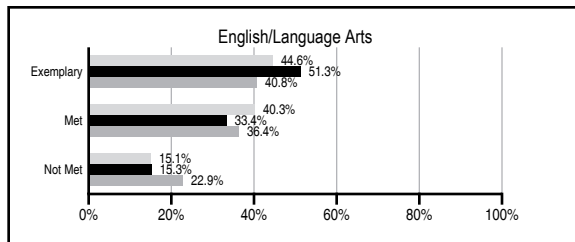
ABSOLUTE RATINGS OF ELEMENTARY SCHOOLS WITH STUDENTS LIKE OURS*

EXCELLENT	GOOD	AVERAGE	BELOW AVERAGE	AT-RISK
32	21	4	2	0

* Ratings are calculated with data available by 11/09/2011. Schools with Students Like Ours are Elementary Schools with Poverty Indices of no more than 5% above or below the index for this school.



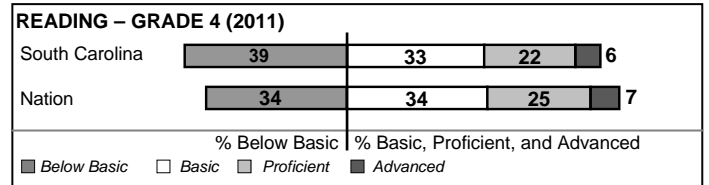
PASS PERFORMANCE

Our School Elementary Schools with Students Like Ours Elementary schools statewide



NAEP PERFORMANCE*

* Performance reported for SC and nation, data not available at school level. Percentages at NAEP Achievement Levels.



SC PERFORMANCE VISION

By 2020 all students will graduate with the knowledge and skills necessary to compete successfully in the global economy, participate in a democratic society and contribute positively as members of families and communities.

Abbreviations Key

N/A Not Applicable N/AV Not Available N/C Not Collected N/R Not Reported I/S Insufficient Sample TBD To be determined

NI Newly Identified CSI Continuing School Improvement CA Corrective Action RP Plan to Restructure R Restructure DELAY School Improvement Status HOLD School Improvement Status

FORK SHOALS ELEMENTARY [Greenville]

SCHOOL PROFILE

	Our School	Change from Last Year	Elementary Schools with Students Like Ours	Median Elementary School
Students (n=769)				
Retention rate	1.3%	Up from 0.4%	0.8%	1.1%
Attendance rate	95.9%	Up from 95.7%	96.5%	96.2%
Served by gifted and talented program	19.0%	Up from 15.9%	20.9%	13.4%
With disabilities other than speech	5.3%	Down from 8.9%	3.7%	4.1%
Older than usual for grade	0.0%	No Change	0.2%	0.3%
Out-of-school suspensions or expulsions for violent and/or criminal offenses	0.0%	Down from 0.1%	0.0%	0.0%
Teachers (n=40)				
Teachers with advanced degrees	52.5%	Up from 50.0%	64.5%	62.5%
Continuing contract teachers	100.0%	Up from 89.1%	89.6%	88.2%
Teachers returning from previous year	90.8%	Up from 89.8%	88.8%	87.8%
Teacher attendance rate	95.1%	Down from 98.9%	95.2%	95.2%
Average teacher salary*	\$46,235	Up 3.9%	\$48,440	\$46,773
Classes not taught by highly qualified teachers	2.8%	Up from 1.7%	0.0%	0.0%
Professional development days/teacher	15.3 days	Up from 8.7 days	9.8 days	10.5 days
School				
Principal's years at school	6.0	Up from 5.0	4.5	4.0
Student-teacher ratio in core subjects	23.9 to 1	Up from 22.7 to 1	20.6 to 1	19.9 to 1
Prime instructional time	87.7%	Down from 94.8%	91.1%	90.4%
Opportunities in the arts	Good	No Change	Good	Good
SACS accreditation	Yes	No Change	Yes	Yes
Parents attending conferences	98.7%	Up from 97.2%	100.0%	100.0%
Character development program	Good	No Change	Excellent	Excellent
Dollars spent per pupil**	\$5,910	Down 0.2%	\$6,908	\$7,447
Percent of expenditures for instruction**	66.9%	Down from 69.4%	70.5%	68.4%
Percent of expenditures for teacher salaries**	65.9%	Up from 63.9%	68.9%	65.8%
% of AYP objectives met	94.7%	Up from 90.5%	95.2%	90.5%

* Length of contract = 185+ days.

** Prior year audited financial data available.

EVALUATION RESULTS

	Teachers	Students*	Parents*
Number of surveys returned	40	137	91
Percent satisfied with learning environment	97.5%	86.0%	91.1%
Percent satisfied with social and physical environment	97.5%	83.9%	96.7%
Percent satisfied with school-home relations	100.0%	85.3%	88.9%

*Only students at the highest elementary school grade level at this school and their parents were included.

REPORT OF PRINCIPAL AND SCHOOL IMPROVEMENT COUNCIL

Fork Shoals School is an International Baccalaureate (IB) School that educates the whole child through a collaborative effort of home, school, and community. Student inquiry is the core of our philosophy where the children take hold of their learning to gain knowledge. Our School Improvement Council, Parent Teacher Association, and Fork Shoals faculty strive to provide academic rigor as well as develop our children in to responsible citizens.

Fork Shoals Schools has developed three goals to work towards over the next five years. We will raise the academic challenge and performance of each student in math and reading as measured by the Palmetto Assessment of State Standards, and we will provide a school environment supportive of learning as rated by parents, teachers, and students on the state report card survey. Our goals are directly related to the district wide emphasis of raising the academic challenge and performance for each student. We will measure these goals by evaluating student work, test scores, and analyzing parent, student, and teacher surveys.

Fork Shoals School has been an authorized International Baccalaureate School since 2005. We implement the Primary Years Programme (PYP) through inquiry-based instruction. Our mission is to provide a world-class culture of inquiry and to nurture each student's desire to be a continuous learner and a responsible citizen. The school strives towards this goal by developing integrated units of study throughout the year using a project-based approach. Students are the center of the instruction as each child keeps a portfolio, sets a goal and conferences with their parent yearly. Every student receives Spanish Instruction with 3rd-5th graders having daily immersed lessons. The school believes this approach will develop well-rounded, internationally-minded, knowledgeable children.

Technology is an integral part of Fork Shoals School. Interactive whiteboards are in every classroom. Five rolling laptop labs along with two full computer labs are used for students to research and pursue their inquiries. Students take virtual field trips using Distance Education equipment throughout the year to places like Ellis Island, NASA, and the Botanical Gardens in Nova Scotia. The children interact with immigrants, astronauts, and botanists. The school uses Compass Learning reading and math software to meet individual needs of students based on their instructional level. Students access an on-line reading comprehension program called accelerated reader. The teachers and students use handheld devices called ActivExpressions and ActivVotes in the classroom to enhance their learning experiences. Technology will continue to be a focus at Fork Shoals School.

Fork Shoals School is unique, combining high academic expectations with problem solving skills while also developing more culturally aware, educationally empowered students. The school is progressing and will continue to progress toward providing our students with a world-class education.

Chantal Masterson, SIC Chair
Christopher Ross, Principal

Comprehensive detail, including definitions of ratings, performance criteria, and explanations of status, is available on www.ed.sc.gov and www.eoc.sc.gov as well as school and school district websites.

Printed versions are available from school districts upon request.

Abbreviations Key

N/A Not Applicable N/AV Not Available N/C Not Collected N/R Not Reported I/S Insufficient Sample TBD To be determined

NI Newly Identified CSI Continuing School Improvement CA Corrective Action RP Plan to Restructure R Restructure DELAY School Improvement Status HOLD School Improvement Status