

SC Annual School Report Card Summary

EAST NORTH STREET ACADEMY

Greenville

Grades: PK-5

Enrollment: 658

Principal: Nancy M. Brantley

Superintendent: Dr. Phinnize J. Fisher

Board Chair: Roger Meek

PERFORMANCE

Comprehensive detail, including definitions of ratings, performance criteria, and explanations of status, is available on www.ed.sc.gov and www.eoc.sc.gov as well as school and school district websites. Printed versions are available from school districts upon request.

YEAR	ABSOLUTE RATING	GROWTH RATING	PALMETTO GOLD AND SILVER AWARD		AYP STATUS	NCLB IMPROVEMENT STATUS
			General Performance	Closing the Gap		
2011	Average	Average	TBD	TBD	Not Met	N/A
2010	Average	Excellent	Gold	Silver	Met	N/A
2009	Average	Average	N/A	N/A	Met	R-DELAY

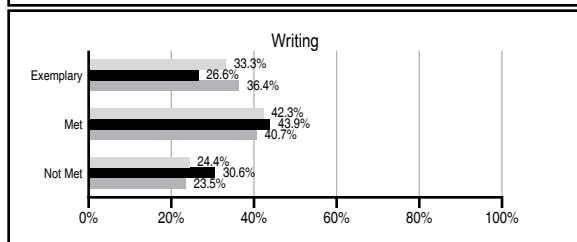
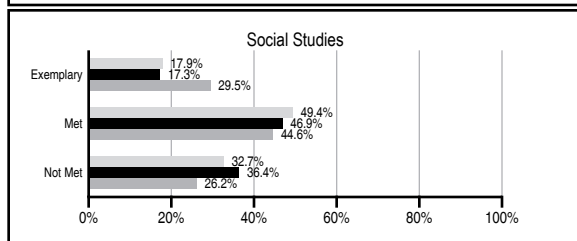
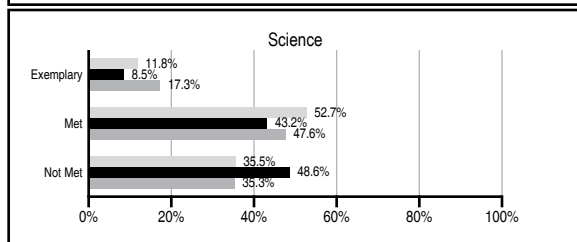
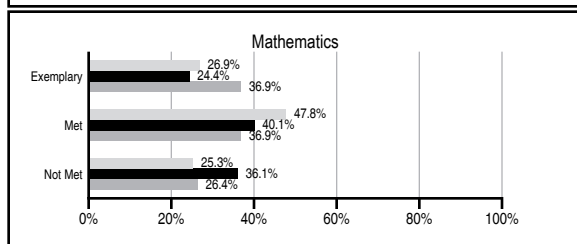
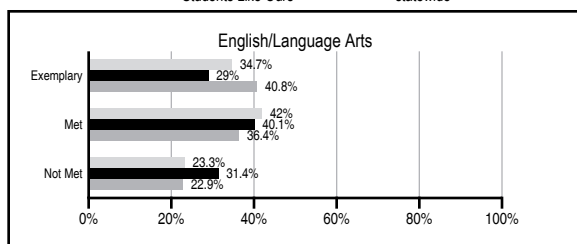
ABSOLUTE RATINGS OF ELEMENTARY SCHOOLS WITH STUDENTS LIKE OURS*

EXCELLENT	GOOD	AVERAGE	BELOW AVERAGE	AT-RISK
3	9	108	40	14

* Ratings are calculated with data available by 11/09/2011. Schools with Students Like Ours are Elementary Schools with Poverty Indices of no more than 5% above or below the index for this school.

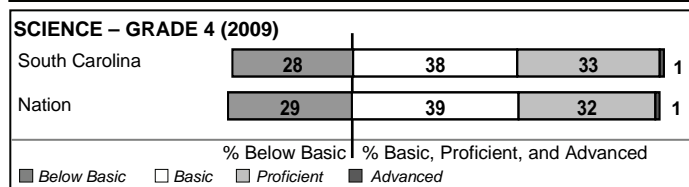


PASS PERFORMANCE

Our School Elementary Schools with Students Like Ours Elementary schools statewide



NAEP PERFORMANCE*

* Performance reported for SC and nation, data not available at school level. Percentages at NAEP Achievement Levels.



SC PERFORMANCE VISION

By 2020 all students will graduate with the knowledge and skills necessary to compete successfully in the global economy, participate in a democratic society and contribute positively as members of families and communities.

Abbreviations Key

N/A Not Applicable N/AV Not Available N/C Not Collected N/R Not Reported I/S Insufficient Sample TBD To be determined

NI Newly Identified CSI Continuing School Improvement CA Corrective Action RP Plan to Restructure R Restructure DELAY School Improvement Status HOLD School Improvement Status

EAST NORTH STREET ACADEMY [Greenville]

SCHOOL PROFILE

	Our School	Change from Last Year	Elementary Schools with Students Like Ours	Median Elementary School
Students (n=658)				
Retention rate	2.4%	Up from 1.9%	1.5%	1.1%
Attendance rate	96.8%	Up from 96.6%	95.9%	96.2%
Served by gifted and talented program	8.7%	Up from 8.1%	6.8%	13.4%
With disabilities other than speech	3.0%	Down from 9.9%	4.5%	4.1%
Older than usual for grade	0.3%	Down from 0.6%	0.5%	0.3%
Out-of-school suspensions or expulsions for violent and/or criminal offenses	0.0%	No Change	0.0%	0.0%
Teachers (n=45)				
Teachers with advanced degrees	57.8%	Up from 56.0%	60.9%	62.5%
Continuing contract teachers	95.6%	Up from 88.0%	83.5%	88.2%
Teachers returning from previous year	93.1%	Up from 87.8%	85.6%	87.8%
Teacher attendance rate	94.5%	Down from 96.6%	95.1%	95.2%
Average teacher salary*	\$45,559	Down 1.0%	\$45,407	\$46,773
Classes not taught by highly qualified teachers	0.0%	No Change	0.0%	0.0%
Professional development days/teacher	8.1 days	Down from 10.1 days	10.2 days	10.5 days
School				
Principal's years at school	1.0	Down from 5.0	3.0	4.0
Student-teacher ratio in core subjects	17.5 to 1	Up from 13.8 to 1	18.2 to 1	19.9 to 1
Prime instructional time	91.5%	Down from 93.4%	90.0%	90.4%
Opportunities in the arts	Good	No Change	Good	Good
SACS accreditation	Yes	No Change	Yes	Yes
Parents attending conferences	100.0%	No Change	100.0%	100.0%
Character development program	Average	Down from Good	Excellent	Excellent
Dollars spent per pupil**	\$7,489	Down 5.8%	\$8,002	\$7,447
Percent of expenditures for instruction**	70.2%	Down from 72.0%	68.1%	68.4%
Percent of expenditures for teacher salaries**	68.5%	Down from 70.2%	64.8%	65.8%
% of AYP objectives met	96.6%	Down from 100.0%	76.9%	90.5%

* Length of contract = 185+ days.

** Prior year audited financial data available.

REPORT OF PRINCIPAL AND SCHOOL IMPROVEMENT COUNCIL

The mission of East North Street Academy, a Magnet School of Mathematics and Science, is to offer a strong academic program that is standards based, integrated across the curriculum, and spiraled. We pride ourselves that our main emphasis, in addition to raising the bar academically, is to nurture our students in a safe and caring environment. We provide each student with an exemplary learning environment that is tailored to meet individual educational needs. Our high quality instruction is directly aligned to South Carolina state standards, and is enhanced by specific research based curriculum, highly qualified teachers and staff, and state of the art instructional materials. Together with our community supporters and business partnerships, we maintain high expectations for all students and continue to evaluate current practices as well as research educational programs that have proven to be successful across the state.

From the moment you come in the door and walk down the colorful child-friendly mural painted hallways, you know that you are in a VERY SPECIAL PLACE CALLED SCHOOL! Our beautiful school is a unique blend of the innovative use of math, science and technology along with enrichment activities in language arts, social studies, music, art, and physical education. This rigorous curriculum will provide unlimited opportunities for all the children and communities we represent.

This past year we received the coveted Palmetto Achievement GOLD award in recognition of academic excellence and the SILVER award for closing the gap. We are working hard to continue as a school of excellence. Also we are proud to be further distinguished as a South Carolina Red Carpet School.

Nancy M. Brantley, Principal

Mrs. Kathy Howard, SIC Chair

EVALUATION RESULTS

	Teachers	Students*	Parents*
Number of surveys returned	41	85	21
Percent satisfied with learning environment	87.8%	83.5%	75.0%
Percent satisfied with social and physical environment	87.8%	76.5%	78.9%
Percent satisfied with school-home relations	80.0%	79.8%	72.2%

*Only students at the highest elementary school grade level at this school and their parents were included.

Comprehensive detail, including definitions of ratings, performance criteria, and explanations of status, is available on www.ed.sc.gov and www.eoc.sc.gov as well as school and school district websites.

Printed versions are available from school districts upon request.

Abbreviations Key

N/A Not Applicable N/AV Not Available N/C Not Collected N/R Not Reported I/S Insufficient Sample TBD To be determined
 NI Newly Identified CSI Continuing School Improvement CA Corrective Action RP Plan to Restructure R Restructure DELAY School Improvement Status HOLD School Improvement Status