

SC Annual School Report Card Summary

SARA COLLINS ELEMENTARY

Greenville

Grades: K-5

Enrollment: 793

Principal: Melissa Burns

Superintendent: Dr. Phinnize J. Fisher

Board Chair: Roger Meek

PERFORMANCE

Comprehensive detail, including definitions of ratings, performance criteria, and explanations of status, is available on www.ed.sc.gov and www.eoc.sc.gov as well as school and school district websites. Printed versions are available from school districts upon request.

YEAR	ABSOLUTE RATING	GROWTH RATING	PALMETTO GOLD AND SILVER AWARD		AYP STATUS	NCLB IMPROVEMENT STATUS
			General Performance	Closing the Gap		
2011	Good	Good	TBD	TBD	Not Met	N/A
2010	Good	Good	Silver	N/A	Met	N/A
2009	Average	Average	N/A	N/A	Not Met	N/A

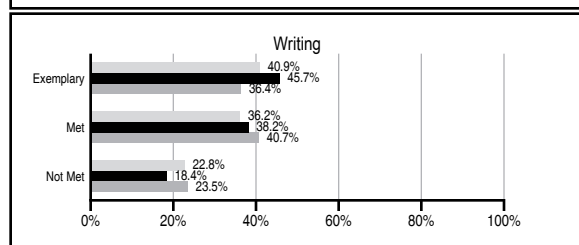
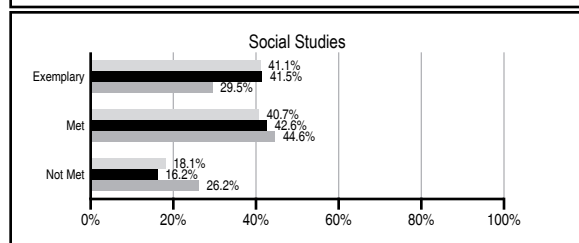
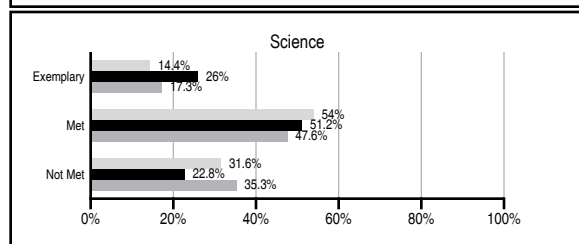
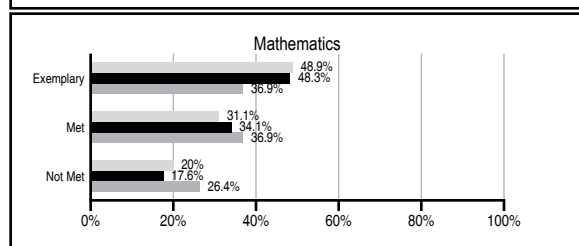
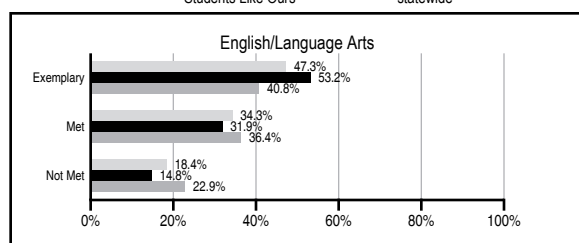
ABSOLUTE RATINGS OF ELEMENTARY SCHOOLS WITH STUDENTS LIKE OURS*

EXCELLENT	GOOD	AVERAGE	BELOW AVERAGE	AT-RISK
31	14	3	2	0

* Ratings are calculated with data available by 11/09/2011. Schools with Students Like Ours are Elementary Schools with Poverty Indices of no more than 5% above or below the index for this school.



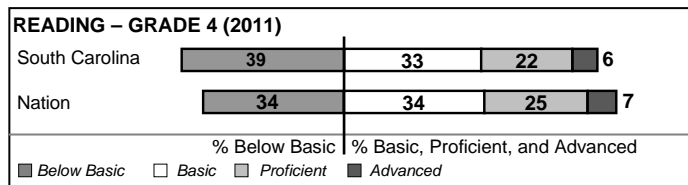
PASS PERFORMANCE

Our School Elementary Schools with Students Like Ours Elementary schools statewide



NAEP PERFORMANCE*

* Performance reported for SC and nation, data not available at school level. Percentages at NAEP Achievement Levels.



SC PERFORMANCE VISION

By 2020 all students will graduate with the knowledge and skills necessary to compete successfully in the global economy, participate in a democratic society and contribute positively as members of families and communities.

Abbreviations Key

N/A Not Applicable N/AV Not Available N/C Not Collected N/R Not Reported I/S Insufficient Sample TBD To be determined

NI Newly Identified CSI Continuing School Improvement CA Corrective Action RP Plan to Restructure R Restructure DELAY School Improvement Status HOLD School Improvement Status

SARA COLLINS ELEMENTARY [Greenville]

SCHOOL PROFILE

	Our School	Change from Last Year	Elementary Schools with Students Like Ours	Median Elementary School
Students (n=793)				
Retention rate	0.8%	No Change	0.8%	1.1%
Attendance rate	96.8%	Up from 96.2%	96.5%	96.2%
Served by gifted and talented program	23.0%	Up from 22.3%	22.1%	13.4%
With disabilities other than speech	4.9%	Down from 13.9%	4.3%	4.1%
Older than usual for grade	0.3%	Up from 0.2%	0.2%	0.3%
Out-of-school suspensions or expulsions for violent and/or criminal offenses	0.0%	No Change	0.0%	0.0%
Teachers (n=47)				
Teachers with advanced degrees	55.3%	Down from 58.0%	63.4%	62.5%
Continuing contract teachers	89.4%	Up from 86.0%	89.5%	88.2%
Teachers returning from previous year	86.9%	Down from 87.1%	87.9%	87.8%
Teacher attendance rate	94.7%	Down from 97.7%	95.4%	95.2%
Average teacher salary*	\$47,850	Down 0.4%	\$48,243	\$46,773
Classes not taught by highly qualified teachers	0.0%	No Change	0.0%	0.0%
Professional development days/teacher	8.4 days	Down from 10.0 days	9.6 days	10.5 days
School				
Principal's years at school	6.0	Up from 5.0	4.0	4.0
Student-teacher ratio in core subjects	22.8 to 1	Up from 17.2 to 1	20.8 to 1	19.9 to 1
Prime instructional time	91.0%	Down from 93.7%	91.3%	90.4%
Opportunities in the arts	Good	No Change	Good	Good
SACS accreditation	Yes	No Change	Yes	Yes
Parents attending conferences	100.0%	No Change	100.0%	100.0%
Character development program	Excellent	No Change	Excellent	Excellent
Dollars spent per pupil**	\$7,105	Down 2.2%	\$7,105	\$7,447
Percent of expenditures for instruction**	70.6%	No Change	68.7%	68.4%
Percent of expenditures for teacher salaries**	69.5%	Up from 68.6%	67.4%	65.8%
% of AYP objectives met	71.4%	Down from 100.0%	95.2%	90.5%

* Length of contract = 185+ days.

** Prior year audited financial data available.

EVALUATION RESULTS

	Teachers	Students*	Parents*
Number of surveys returned	49	118	60
Percent satisfied with learning environment	100.0%	93.1%	92.7%
Percent satisfied with social and physical environment	100.0%	91.5%	94.9%
Percent satisfied with school-home relations	100.0%	93.2%	86.2%

*Only students at the highest elementary school grade level at this school and their parents were included.

REPORT OF PRINCIPAL AND SCHOOL IMPROVEMENT COUNCIL

Sara Collins Elementary is an urban school located in the city limits of Greenville, South Carolina. We are a fully authorized International Baccalaureate World School. With the school motto, "Our kids are our world," we provide a quality international education to all students in kindergarten through fifth grade.

Our mission is to educate children to become knowledgeable, responsible citizens in a global society by providing a meaningful curriculum that integrates community and technological resources. Our program includes the district's Satellite program for orthopedic and hearing disabled students. Our emphasis is on international education which includes Spanish instruction in grades one through five. Technology is an integral part of our program with daily access for students in research, e-Portfolios, and a variety of productive software. Students and teachers have access to a full Compass Learning Odyssey program, three mobile laptop labs, Promethean boards, and a full range of content specific software. Students participate in virtual field trips, and this year we Skyped with teachers in Japan and Afghanistan. We believe Sara Collins Elementary is one of the most exciting learning communities in Greenville County.

Sara Collins Elementary and the staff have been recognized for their achievements and accomplishments on local, state and national levels. As part of Greenville County School's district accreditation Sara Collins has been nationally accredited by AdvancED. Since 2004 we have been fully authorized as a Primary Years Program by The International Baccalaureate Organization. We have received the National PTA Phoebe Hearst Award of Excellence for Speaking Up for Every Child (2010) and the National Parent Involvement Certification of Excellence (2010). We received first place from the South Carolina PTA Award of Excellence in Enrichment Programs (2011). We form productive partnerships with parents by promoting programs that connect students and parents in learning environments such as Sizzling Saturday, Watchdog Program for male role models, MENtoring Men tutors for reading, and PTA events. In 2010, we received the South Carolina Red Carpet Award for the second time. We have been awarded the Safe Schools Award by Safe Kids Upstate in 2010 and 2011. Our LEGO Robotics Team is a recipient of grant awards by GE of \$5,000. We are a state CATCH school with our emphasis on physical activity and proper nutrition. We participate in a variety of service projects which include raising funds for disaster relief for the Red Cross, collecting books for a school destroyed by tornadoes, providing recess play equipment for classes in underfunded schools, collecting can food for local food pantries, and participating in the Marine's Toys for Tots program.

We currently have 10 national board certified teachers. Other notable past awards include Miliken Family Foundation National Educator Award, Palmetto's Finest Award, Village Green School, and Redbook Magazine Award for Innovative Teaching for Children with Special Needs.

We have a long, proud tradition at Sara Collins Elementary for providing a safe, caring environment and a strong educational program for all our students. We will continue to build on that tradition while we provide students with the education they need for a successful future.

School Improvement Council Chair, Scott Davis
Principal, Alice Arrington

Comprehensive detail, including definitions of ratings, performance criteria, and explanations of status, is available on www.ed.sc.gov and www.eoc.sc.gov as well as school and school district websites.

Printed versions are available from school districts upon request.

Abbreviations Key

N/A Not Applicable N/AV Not Available N/C Not Collected N/R Not Reported I/S Insufficient Sample TBD To be determined

NI Newly Identified CSI Continuing School Improvement CA Corrective Action RP Plan to Restructure R Restructure DELAY School Improvement Status HOLD School Improvement Status