

SC Annual School Report Card Summary

BRYSON ELEMENTARY
Greenville

Grades: K-5

Enrollment: 869

Principal: Thomas R. Chambers

Superintendent: Dr. Phinnize J. Fisher

Board Chair: Roger Meek

PERFORMANCE

Comprehensive detail, including definitions of ratings, performance criteria, and explanations of status, is available on www.ed.sc.gov and www.eoc.sc.gov as well as school and school district websites. Printed versions are available from school districts upon request.

YEAR	ABSOLUTE RATING	GROWTH RATING	PALMETTO GOLD AND SILVER AWARD		AYP STATUS	NCLB IMPROVEMENT STATUS
			General Performance	Closing the Gap		
2011	Good	Good	TBD	TBD	Not Met	N/A
2010	Good	Good	Silver	Silver	Not Met	N/A
2009	Good	Excellent	Gold	N/A	Met	N/A

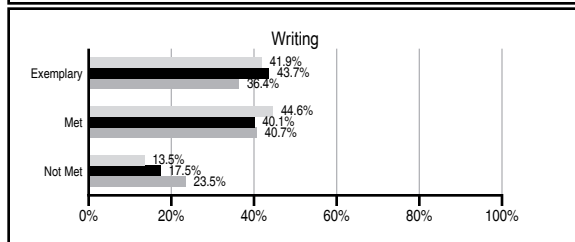
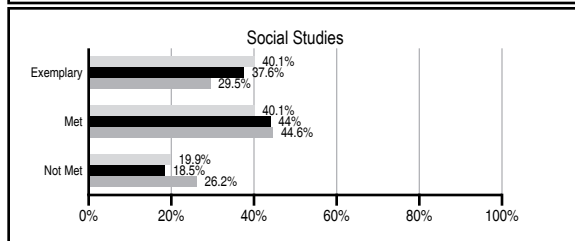
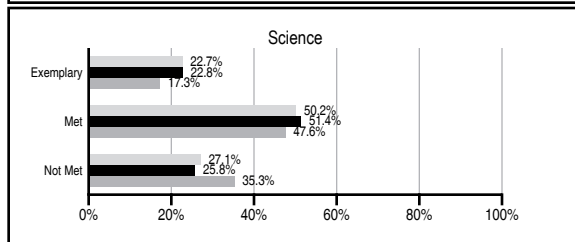
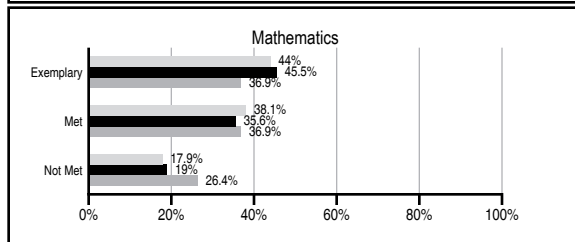
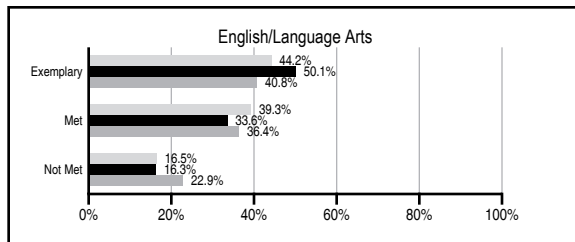
ABSOLUTE RATINGS OF ELEMENTARY SCHOOLS WITH STUDENTS LIKE OURS*

EXCELLENT	GOOD	AVERAGE	BELOW AVERAGE	AT-RISK
28	32	7	1	0

* Ratings are calculated with data available by 11/09/2011. Schools with Students Like Ours are Elementary Schools with Poverty Indices of no more than 5% above or below the index for this school.

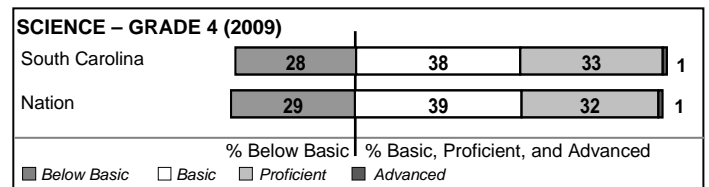

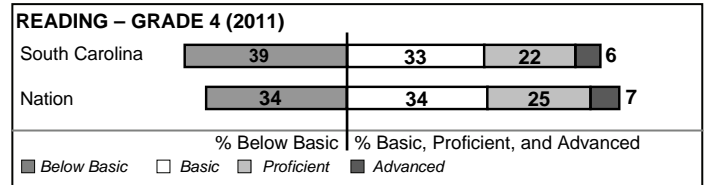
PASS PERFORMANCE

Our School Elementary Schools with Students Like Ours Elementary schools statewide



NAEP PERFORMANCE*

* Performance reported for SC and nation, data not available at school level. Percentages at NAEP Achievement Levels.



SC PERFORMANCE VISION

By 2020 all students will graduate with the knowledge and skills necessary to compete successfully in the global economy, participate in a democratic society and contribute positively as members of families and communities.

Abbreviations Key

N/A Not Applicable N/AV Not Available N/C Not Collected N/R Not Reported I/S Insufficient Sample TBD To be determined

NI Newly Identified CSI Continuing School Improvement CA Corrective Action RP Plan to Restructure R Restructure DELAY School Improvement Status HOLD School Improvement Status

BRYSON ELEMENTARY [Greenville]

SCHOOL PROFILE

	Our School	Change from Last Year	Elementary Schools with Students Like Ours	Median Elementary School
Students (n=869)				
Retention rate	1.7%	Up from 1.4%	0.9%	1.1%
Attendance rate	96.8%	Up from 96.1%	96.4%	96.2%
Served by gifted and talented program	14.4%	Up from 14.2%	20.1%	13.4%
With disabilities other than speech	4.2%	Down from 7.5%	3.4%	4.1%
Older than usual for grade	0.1%	Down from 0.4%	0.2%	0.3%
Out-of-school suspensions or expulsions for violent and/or criminal offenses	0.0%	No Change	0.0%	0.0%
Teachers (n=51)				
Teachers with advanced degrees	56.9%	Up from 52.9%	65.3%	62.5%
Continuing contract teachers	96.1%	Up from 94.1%	89.9%	88.2%
Teachers returning from previous year	90.3%	No Change	89.6%	87.8%
Teacher attendance rate	90.1%	Down from 97.0%	95.1%	95.2%
Average teacher salary*	\$47,909	Up 2.2%	\$48,231	\$46,773
Classes not taught by highly qualified teachers	0.6%	Down from 1.3%	0.0%	0.0%
Professional development days/teacher	8.1 days	Down from 9.2 days	10.3 days	10.5 days
School				
Principal's years at school	15.0	Up from 14.0	4.0	4.0
Student-teacher ratio in core subjects	22.5 to 1	Down from 22.6 to 1	20.6 to 1	19.9 to 1
Prime instructional time	90.0%	Down from 93.1%	90.8%	90.4%
Opportunities in the arts	Fair	Down from Good	Good	Good
SACS accreditation	Yes	No Change	Yes	Yes
Parents attending conferences	100.0%	No Change	100.0%	100.0%
Character development program	Good	No Change	Excellent	Excellent
Dollars spent per pupil**	\$5,616	Up 0.6%	\$6,875	\$7,447
Percent of expenditures for instruction**	69.5%	Down from 71.2%	69.5%	68.4%
Percent of expenditures for teacher salaries**	68.6%	Up from 68.1%	67.4%	65.8%
% of AYP objectives met	94.1%	Down from 95.2%	94.1%	90.5%

* Length of contract = 185+ days.

** Prior year audited financial data available.

EVALUATION RESULTS

	Teachers	Students*	Parents*
Number of surveys returned	38	125	84
Percent satisfied with learning environment	100.0%	86.3%	87.3%
Percent satisfied with social and physical environment	97.4%	90.3%	92.8%
Percent satisfied with school-home relations	97.4%	87.2%	84.3%

*Only students at the highest elementary school grade level at this school and their parents were included.

REPORT OF PRINCIPAL AND SCHOOL IMPROVEMENT COUNCIL

The Bryson Elementary community enjoyed a very successful 2010-2011 school year. Our school received the Palmetto Silver Award for both academic performance and closing the academic achievement gap. Though we did not make the Annual Yearly Progress goal for a third consecutive year, we did meet 20 or our 21 performance dimensions just barely missing the mark on one objective.

While fostering a warm, family-friendly school climate, we continue to utilize student performance data to guide instruction in our classrooms. Based on our data, special emphasis was focused on 'content and conventions' in our writing instruction, 'informational texts' in reading, and 'algebraic expressions' in math. We also continued to focus on school-wide on common assessments to assess needs for review, remediation, and pacing of instruction.

We have continued many very successful programs such as our quarterly Author's Tea, Children's Book Award Challenge/Awards, quarterly student achievement awards, and Accelerated Reader Challenge. Many new motivational programs were introduced this year. One very successful one was the "Bryson Bear Hug Awards". This program was initiated by our assistant principal, Jane Mills, to reinforce positive behavior. Students were awarded a special Bryson Bear Hug bracelet for random acts of kindness, thoughtfulness, or courtesy. Students could nominate by either their peers or a staff member.

Our school continues to place a great emphasis on civic responsibility beyond the classroom. This year our students collected food for the local food bank, raised funds for the March of Dimes, American Heart Association and the 'Dogs for Autism' program. We participated for the fifteenth consecutive year in Operation Christmas Child.

Our PTA and SIC continue to provide tremendous support for our school financially and through a very strong volunteer program. Their dedication and commitment to our students, staff, and community make a truly immeasurable contribution to the great success of our school.

Bryson Elementary is a wonderful place for children and families to grow during the most critical years of their lives. We are privileged to serve a wonderful community and look forward to our continued partnership in shaping the next generation.

Thomas R. Chambers, Principal
Rose Brown, SIC chair

Comprehensive detail, including definitions of ratings, performance criteria, and explanations of status, is available on www.ed.sc.gov and www.eoc.sc.gov as well as school and school district websites.

Printed versions are available from school districts upon request.

Abbreviations Key

N/A Not Applicable N/AV Not Available N/C Not Collected N/R Not Reported I/S Insufficient Sample TBD To be determined

NI Newly Identified CSI Continuing School Improvement CA Corrective Action RP Plan to Restructure R Restructure DELAY School Improvement Status HOLD School Improvement Status