

SC Annual School Report Card Summary

BEREA ELEMENTARY

Greenville

Grades: K-5

Enrollment: 432

Principal: Thomas W. Miller

Superintendent: Dr. Phinnize J. Fisher

Board Chair: Roger Meek

PERFORMANCE

Comprehensive detail, including definitions of ratings, performance criteria, and explanations of status, is available on www.ed.sc.gov and www.eoc.sc.gov as well as school and school district websites. Printed versions are available from school districts upon request.

YEAR	ABSOLUTE RATING	GROWTH RATING	PALMETTO GOLD AND SILVER AWARD		AYP STATUS	NCLB IMPROVEMENT STATUS
			General Performance	Closing the Gap		
2011	Average	Average	TBD	TBD	Not Met	RP
2010	Average	Good	Silver	N/A	Met	CA-DELAY
2009	Below Average	Average	N/A	Silver	Not Met	CA

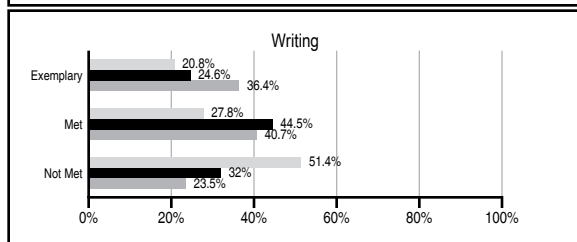
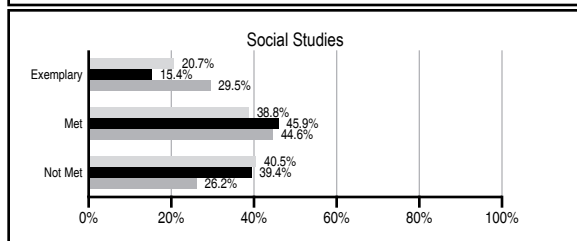
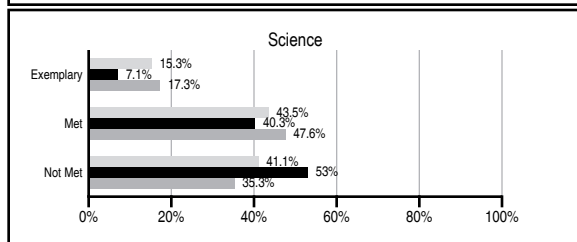
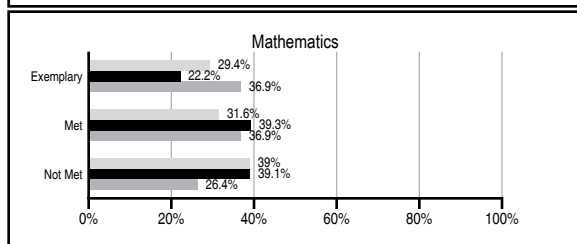
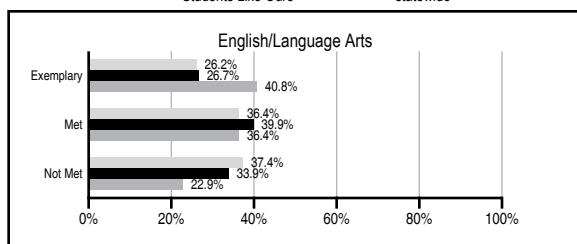
ABSOLUTE RATINGS OF ELEMENTARY SCHOOLS WITH STUDENTS LIKE OURS*

EXCELLENT	GOOD	AVERAGE	BELOW AVERAGE	AT-RISK
2	8	87	51	23

* Ratings are calculated with data available by 11/09/2011. Schools with Students Like Ours are Elementary Schools with Poverty Indices of no more than 5% above or below the index for this school.

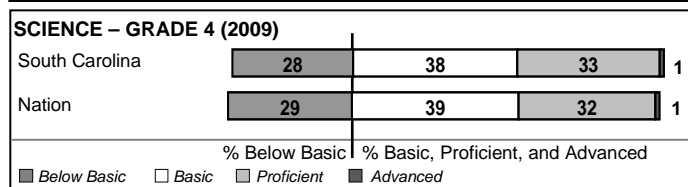


PASS PERFORMANCE

Our School Elementary Schools with Students Like Ours Elementary schools statewide



NAEP PERFORMANCE*

* Performance reported for SC and nation, data not available at school level. Percentages at NAEP Achievement Levels.



SC PERFORMANCE VISION

By 2020 all students will graduate with the knowledge and skills necessary to compete successfully in the global economy, participate in a democratic society and contribute positively as members of families and communities.

Abbreviations Key

N/A Not Applicable N/AV Not Available N/C Not Collected N/R Not Reported I/S Insufficient Sample TBD To be determined

NI Newly Identified CSI Continuing School Improvement CA Corrective Action RP Plan to Restructure R Restructure DELAY School Improvement Status HOLD School Improvement Status

BEREA ELEMENTARY [Greenville]

SCHOOL PROFILE

	Our School	Change from Last Year	Elementary Schools with Students Like Ours	Median Elementary School
Students (n=432)				
Retention rate	2.4%	Up from 1.1%	1.5%	1.1%
Attendance rate	96.3%	Up from 95.8%	96.2%	96.2%
Served by gifted and talented program	4.5%	Down from 5.2%	5.3%	13.4%
With disabilities other than speech	9.5%	Down from 14.2%	4.2%	4.1%
Older than usual for grade	0.5%	Down from 0.8%	0.5%	0.3%
Out-of-school suspensions or expulsions for violent and/or criminal offenses	0.0%	No Change	0.0%	0.0%
Teachers (n=36)				
Teachers with advanced degrees	55.6%	Up from 51.4%	61.9%	62.5%
Continuing contract teachers	83.3%	Down from 89.2%	82.3%	88.2%
Teachers returning from previous year	87.2%	No Change	84.7%	87.8%
Teacher attendance rate	93.1%	Down from 97.5%	95.2%	95.2%
Average teacher salary*	\$45,962	Up 1.0%	\$45,196	\$46,773
Classes not taught by highly qualified teachers	0.0%	No Change	0.0%	0.0%
Professional development days/teacher	13.0 days	Up from 11.2 days	10.6 days	10.5 days
School				
Principal's years at school	1.0	No Change	4.0	4.0
Student-teacher ratio in core subjects	17.5 to 1	Up from 16.0 to 1	17.6 to 1	19.9 to 1
Prime instructional time	89.5%	Down from 93.4%	90.3%	90.4%
Opportunities in the arts	Good	No Change	Good	Good
SACS accreditation	Yes	No Change	Yes	Yes
Parents attending conferences	100.0%	No Change	100.0%	100.0%
Character development program	Excellent	No Change	Excellent	Excellent
Dollars spent per pupil**	\$8,232	Down 8.2%	\$8,435	\$7,447
Percent of expenditures for instruction**	68.1%	Down from 69.5%	67.8%	68.4%
Percent of expenditures for teacher salaries**	66.4%	Down from 68.2%	64.7%	65.8%
% of AYP objectives met	72.4%	Down from 100.0%	76.9%	90.5%

* Length of contract = 185+ days.

** Prior year audited financial data available.

EVALUATION RESULTS

	Teachers	Students*	Parents*
Number of surveys returned	26	67	27
Percent satisfied with learning environment	100.0%	83.3%	92.0%
Percent satisfied with social and physical environment	100.0%	77.6%	88.5%
Percent satisfied with school-home relations	96.2%	83.6%	92.0%

*Only students at the highest elementary school grade level at this school and their parents were included.

REPORT OF PRINCIPAL AND SCHOOL IMPROVEMENT COUNCIL

Berea Elementary School creates a safe, inviting atmosphere which fosters learning. Teachers utilize daily essential questions, adhere to state standards, and encourage students to exhibit positive character traits. Teachers and students create classroom expectations together, which results in a positive learning environment. School-wide expectations are taught and successfully modeled daily. This results in a greater ability to focus on academic achievement.

Our staff participates in professional development in the areas of Math, English/Language Arts, Writing and Technology. District personnel provide practical, hands-on opportunities for teachers to grow and develop professionally. Our Instructional Coach ensure best practices are followed and is available to support each classroom teacher. Technology training assists the teachers in providing multiple opportunities for students to be actively involved in classroom lessons through the use of SmartBoards, ActivExpressions, and other programs. Title I provides our parents with multiple levels of involvement. A wide variety of topics such as homework help, reading as a family, hands-on math activities and healthy homes were covered with the purpose of helping parents help their children both at home and school in practical ways.

Our Berea Elementary PTA supports family involvement by providing activities such as talent night, parent/child dances, international celebrations, book fairs, and literacy activities. Student achievement is recognized at special events for honor roll students and improved scores on district MAP testing measures.

Berea Elementary is proud that we met 29/29 AYP objectives for the 2009/2010 school year. We were also recognized as a Palmetto Silver Award winner and were awarded PBIS Ribbon status.

Areas for continued improvement include Math, English Language Arts and Writing. We anticipate continued improvement as we seek to develop our teaching proficiencies and learning experiences.

We strive for daily successes and we are proud of our school community.

Tom Miller, Principal

Scott Fitzsimmons, SIC Chairperson.

Comprehensive detail, including definitions of ratings, performance criteria, and explanations of status, is available on www.ed.sc.gov and www.eoc.sc.gov as well as school and school district websites.

Printed versions are available from school districts upon request.

Abbreviations Key

N/A Not Applicable N/AV Not Available N/C Not Collected N/R Not Reported I/S Insufficient Sample TBD To be determined

NI Newly Identified CSI Continuing School Improvement CA Corrective Action RP Plan to Restructure R Restructure DELAY School Improvement Status HOLD School Improvement Status