

# SC Annual School Report Card Summary

**AUGUSTA CIRCLE ELEMENTARY**  
**Greenville**  
**Grades: K-5** **Enrollment: 480**  
**Principal: Kate Bannister**  
**Superintendent: Dr. Phinnize J. Fisher**  
**Board Chair: Roger Meek**

## PERFORMANCE

Comprehensive detail, including definitions of ratings, performance criteria, and explanations of status, is available on [www.ed.sc.gov](http://www.ed.sc.gov) and [www.eoc.sc.gov](http://www.eoc.sc.gov) as well as school and school district websites. Printed versions are available from school districts upon request.

YEAR	ABSOLUTE RATING	GROWTH RATING	PALMETTO GOLD AND SILVER AWARD		AYP STATUS	NCLB IMPROVEMENT STATUS
			General Performance	Closing the Gap		
2011	Excellent	Excellent	TBD	TBD	Met	N/A
2010	Excellent	Excellent	Gold	N/A	Met	N/A
2009	Excellent	Excellent	Gold	Silver	Met	N/A

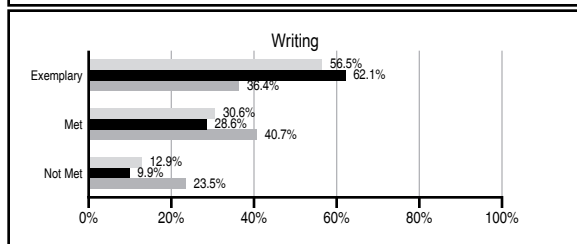
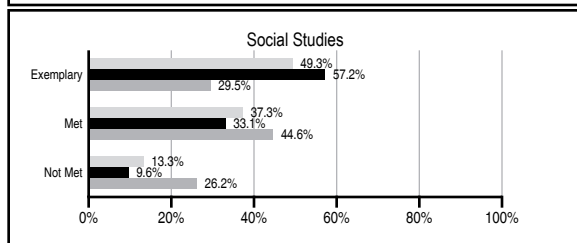
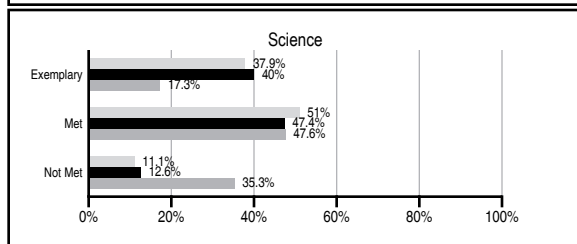
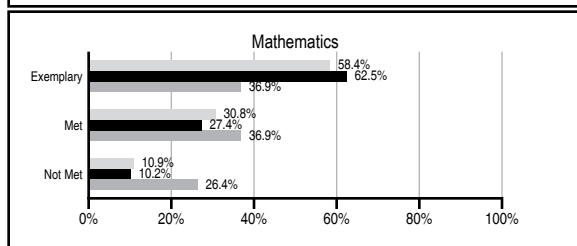
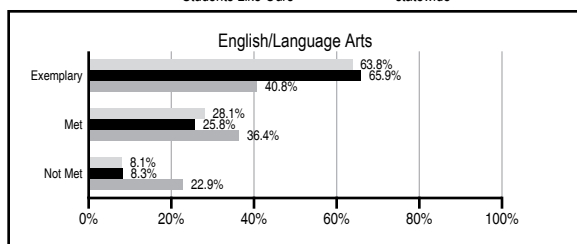
## ABSOLUTE RATINGS OF ELEMENTARY SCHOOLS WITH STUDENTS LIKE OURS\*

EXCELLENT	GOOD	AVERAGE	BELOW AVERAGE	AT-RISK
16	1	0	0	0

\* Ratings are calculated with data available by 11/09/2011. Schools with Students Like Ours are Elementary Schools with Poverty Indices of no more than 5% above or below the index for this school.




## PASS PERFORMANCE

Our School Elementary Schools with Students Like Ours Elementary schools statewide



## NAEP PERFORMANCE\*

\* Performance reported for SC and nation, data not available at school level. Percentages at NAEP Achievement Levels.



## SC PERFORMANCE VISION

*By 2020 all students will graduate with the knowledge and skills necessary to compete successfully in the global economy, participate in a democratic society and contribute positively as members of families and communities.*

### Abbreviations Key

N/A Not Applicable N/AV Not Available N/C Not Collected N/R Not Reported I/S Insufficient Sample TBD To be determined

NI Newly Identified CSI Continuing School Improvement CA Corrective Action RP Plan to Restructure R Restructure DELAY School Improvement Status HOLD School Improvement Status

# AUGUSTA CIRCLE ELEMENTARY [Greenville]

## SCHOOL PROFILE

	Our School	Change from Last Year	Elementary Schools with Students Like Ours	Median Elementary School
<b>Students (n=480)</b>				
Retention rate	0.4%	Up from 0.2%	0.5%	1.1%
Attendance rate	97.6%	Up from 97.4%	96.7%	96.2%
Served by gifted and talented program	32.8%	Down from 36.9%	32.8%	13.4%
With disabilities other than speech	4.1%	Down from 5.8%	2.8%	4.1%
Older than usual for grade	0.0%	Down from 0.3%	0.1%	0.3%
Out-of-school suspensions or expulsions for violent and/or criminal offenses	0.0%	No Change	0.0%	0.0%
<b>Teachers (n=26)</b>				
Teachers with advanced degrees	65.4%	Up from 57.1%	65.4%	62.5%
Continuing contract teachers	88.5%	Up from 85.7%	91.2%	88.2%
Teachers returning from previous year	89.5%	Up from 84.7%	89.5%	87.8%
Teacher attendance rate	95.8%	Down from 97.3%	95.3%	95.2%
Average teacher salary*	\$45,079	Down 3.0%	\$47,874	\$46,773
Classes not taught by highly qualified teachers	6.7%	Up from 5.6%	0.0%	0.0%
Professional development days/teacher	13.3 days	Down from 14.8 days	8.4 days	10.5 days
<b>School</b>				
Principal's years at school	11.0	Up from 10.0	5.0	4.0
Student-teacher ratio in core subjects	22.7 to 1	Up from 15.0 to 1	21.8 to 1	19.9 to 1
Prime instructional time	92.9%	Down from 94.5%	91.4%	90.4%
Opportunities in the arts	Good	No Change	Good	Good
SACS accreditation	Yes	No Change	Yes	Yes
Parents attending conferences	98.6%	Down from 99.2%	99.8%	100.0%
Character development program	Average	No Change	Excellent	Excellent
Dollars spent per pupil**	\$6,156	Down 10.0%	\$6,503	\$7,447
Percent of expenditures for instruction**	64.0%	Down from 67.0%	68.3%	68.4%
Percent of expenditures for teacher salaries**	62.9%	Down from 63.5%	68.1%	65.8%
% of AYP objectives met	100.0%	No Change	100.0%	90.5%

\* Length of contract = 185+ days.

\*\* Prior year audited financial data available.

## REPORT OF PRINCIPAL AND SCHOOL IMPROVEMENT COUNCIL

Augusta Circle Elementary School (ACE), a National Blue Ribbon School of Excellence, Palmetto's Finest School, and Red Carpet school is a traditional elementary school serving a student population of 474 students. Nestled in an urban neighborhood in Greenville, S.C., ACE is the focal point of the community and is rich in the tradition and the history of the city. The school offers a rigorous academic program and continues to maintain high expectations for all its students.

The 2010-2011 school year was another exciting and successful school year. We won our eighth state Palmetto Gold award because our PASS achievement score was Excellent and our improvement score was Excellent. We also won our eighth Attendance Blitz Award for having the Overall Highest Daily Attendance of any school in the district. Our art teacher received an Artist-in-Residence Grant for Charles Pate, artist. For one week, fourth graders studied charcoal drawing. Our counselor won a Peace Grant from Safe Schools for her guidance program on bullying, peer mediation and conflict resolution. The PTA and School Improvement Council (SIC) had another productive year under the leadership of Bonnie Hungerford and Murray Thompson (PTA Co-Presidents) and Tyler Smith (SIC Chairman). Special events included four service projects with United Ministries, a family outreach program for ACE at-risk students, an Indian Cultural Arts Week and Grandparents and Special Friends' Week. Over 263 volunteers contributed 12,359.52 hours of work to the school.

As a learning community, teachers implemented Continuous Improvement Quality Tools, Compass Learning technology, and Focused Learning strategies to meet our goals of (1) improving student achievement in reading and math and (2) closing the gap between FARM and non-FARM students. We continue to be the school where "Children are the Heart."

Kerry Bannister, Principal Tyler Smith, SIC Chairman

## EVALUATION RESULTS

	Teachers	Students*	Parents*
Number of surveys returned	31	64	53
Percent satisfied with learning environment	100.0%	96.8%	96.0%
Percent satisfied with social and physical environment	100.0%	95.3%	98.0%
Percent satisfied with school-home relations	100.0%	96.9%	94.3%

\*Only students at the highest elementary school grade level at this school and their parents were included.

Comprehensive detail, including definitions of ratings, performance criteria, and explanations of status, is available on [www.ed.sc.gov](http://www.ed.sc.gov) and [www.eoc.sc.gov](http://www.eoc.sc.gov) as well as school and school district websites.

Printed versions are available from school districts upon request.

### Abbreviations Key

N/A Not Applicable N/AV Not Available N/C Not Collected N/R Not Reported I/S Insufficient Sample TBD To be determined  
NI Newly Identified CSI Continuing School Improvement CA Corrective Action RP Plan to Restructure R Restructure DELAY School Improvement Status HOLD School Improvement Status