

SC Annual School Report Card Summary

ALEXANDER ELEMENTARY

Greenville

Grades: PK-5

Enrollment: 385

Principal: Leda Young

Superintendent: Dr. Phinnize J. Fisher

Board Chair: Roger Meek

PERFORMANCE

Comprehensive detail, including definitions of ratings, performance criteria, and explanations of status, is available on www.ed.sc.gov and www.eoc.sc.gov as well as school and school district websites. Printed versions are available from school districts upon request.

YEAR	ABSOLUTE RATING	GROWTH RATING	PALMETTO GOLD AND SILVER AWARD		AYP STATUS	NCLB IMPROVEMENT STATUS
			General Performance	Closing the Gap		
2011	Below Average	Average	TBD	TBD	Not Met	RP
2010	Below Average	Average	N/A	N/A	Met	CA-DELAY
2009	Below Average	Below Average	N/A	N/A	Not Met	CA

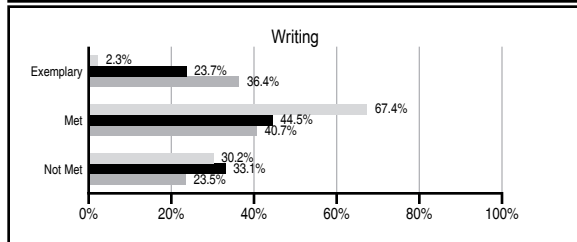
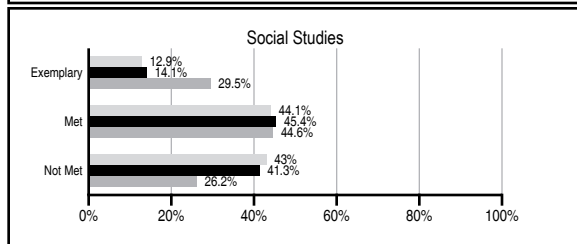
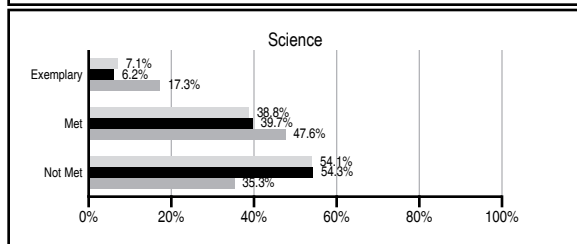
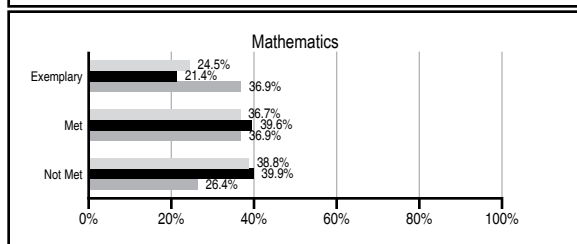
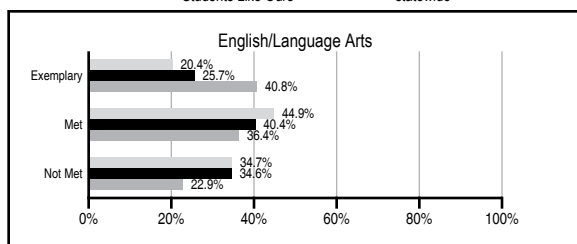
ABSOLUTE RATINGS OF ELEMENTARY SCHOOLS WITH STUDENTS LIKE OURS*

EXCELLENT	GOOD	AVERAGE	BELOW AVERAGE	AT-RISK
0	4	61	43	18

* Ratings are calculated with data available by 11/09/2011. Schools with Students Like Ours are Elementary Schools with Poverty Indices of no more than 5% above or below the index for this school.




PASS PERFORMANCE

Our School Elementary Schools with Students Like Ours Elementary schools statewide



NAEP PERFORMANCE*

* Performance reported for SC and nation, data not available at school level. Percentages at NAEP Achievement Levels.



SC PERFORMANCE VISION

By 2020 all students will graduate with the knowledge and skills necessary to compete successfully in the global economy, participate in a democratic society and contribute positively as members of families and communities.

Abbreviations Key

N/A Not Applicable N/AV Not Available N/C Not Collected N/R Not Reported I/S Insufficient Sample TBD To be determined

NI Newly Identified CSI Continuing School Improvement CA Corrective Action RP Plan to Restructure R Restructure DELAY School Improvement Status HOLD School Improvement Status

ALEXANDER ELEMENTARY [Greenville]

SCHOOL PROFILE

	Our School	Change from Last Year	Elementary Schools with Students Like Ours	Median Elementary School
Students (n=385)				
Retention rate	0.0%	Down from 0.6%	1.5%	1.1%
Attendance rate	96.3%	Up from 96.0%	96.0%	96.2%
Served by gifted and talented program	2.4%	Down from 2.8%	5.1%	13.4%
With disabilities other than speech	5.8%	Down from 11.5%	4.4%	4.1%
Older than usual for grade	0.3%	Up from 0.0%	0.5%	0.3%
Out-of-school suspensions or expulsions for violent and/or criminal offenses	0.5%	Up from 0.0%	0.0%	0.0%
Teachers (n=31)				
Teachers with advanced degrees	64.5%	Down from 70.0%	61.4%	62.5%
Continuing contract teachers	93.5%	Up from 90.0%	81.7%	88.2%
Teachers returning from previous year	92.6%	Up from 89.7%	84.6%	87.8%
Teacher attendance rate	96.3%	Down from 97.7%	95.2%	95.2%
Average teacher salary*	\$47,094	Up 1.1%	\$45,180	\$46,773
Classes not taught by highly qualified teachers	0.0%	No Change	0.0%	0.0%
Professional development days/teacher	10.6 days	Up from 5.6 days	10.8 days	10.5 days
School				
Principal's years at school	5.0	Up from 4.0	3.0	4.0
Student-teacher ratio in core subjects	14.7 to 1	Down from 18.1 to 1	17.5 to 1	19.9 to 1
Prime instructional time	91.6%	Down from 93.7%	90.1%	90.4%
Opportunities in the arts	Good	No Change	Good	Good
SACS accreditation	Yes	No Change	Yes	Yes
Parents attending conferences	100.0%	No Change	100.0%	100.0%
Character development program	Good	Down from Excellent	Excellent	Excellent
Dollars spent per pupil**	\$9,635	Up 5.4%	\$8,566	\$7,447
Percent of expenditures for instruction**	67.2%	Down from 68.9%	67.6%	68.4%
Percent of expenditures for teacher salaries**	65.7%	Up from 65.5%	63.9%	65.8%
% of AYP objectives met	65.2%	Down from 100.0%	76.9%	90.5%

* Length of contract = 185+ days.

** Prior year audited financial data available.

EVALUATION RESULTS

	Teachers	Students*	Parents*
Number of surveys returned	24	43	24
Percent satisfied with learning environment	95.8%	95.3%	87.5%
Percent satisfied with social and physical environment	100.0%	97.7%	100.0%
Percent satisfied with school-home relations	75.0%	95.2%	95.5%

*Only students at the highest elementary school grade level at this school and their parents were included.

REPORT OF PRINCIPAL AND SCHOOL IMPROVEMENT COUNCIL

At Alexander Elementary we are respectful, responsible and ready to learn. Our School Improvement Council, faculty and staff work diligently to foster a positive learning environment for our students and to prepare our students for higher education.

Alexander Elementary is committed to providing students with quality instruction from bell to bell each day. Students use technology on a daily basis to enhance content standards. Teachers use student achievement data to target individual strengths and weaknesses. Staff members were provided opportunities to improve instruction and assessment in the classroom through year long staff development. Teachers work as a professional learning community to study and implement scientifically-based, researched best practices.

To aid in improving students' academic achievement within the school year, teachers used information provided from common assessments. Item analyses were used to determine skills which students had mastered. Students received small group instruction for re-teaching and acceleration.

Alexander Elementary received a State Ribbon Award for its Positive Behavior Intervention and Support Program (PBIS). Students are recognized throughout the school year for exhibiting respectful and responsible behavior. Alexander Elementary received a Safe-Kids Upstate Award from the Greenville Hospital System. Mu Pi Chapter of Omega Psi Phi selected Alexander as 2011 Organization of the Year.

Our students are supported by parents and community volunteers who can be found tutoring and serving as adult mentors. Alexander has several Community and Business Partners such as the Foothills Rotary Club, Kiwanis Club, Furman University, Berea High School Teacher Cadets and Omega Psi Phi Fraternity.

Alexander made AYP for the 2009-2010 school year meeting 23 out of 23 objectives. We are very proud of the progress we continue to make.

Alexander Elementary is a great place to soar high.

Soar High, Score High!
Leda L. Young, Principal
Melvin McDaniel, Chair, School Improvement Council

Comprehensive detail, including definitions of ratings, performance criteria, and explanations of status, is available on www.ed.sc.gov and www.eoc.sc.gov as well as school and school district websites.

Printed versions are available from school districts upon request.

Abbreviations Key

N/A Not Applicable N/AV Not Available N/C Not Collected N/R Not Reported I/S Insufficient Sample TBD To be determined
NI Newly Identified CSI Continuing School Improvement CA Corrective Action RP Plan to Restructure R Restructure DELAY School Improvement Status HOLD School Improvement Status