



# SC Annual School Report Card Summary

**WACCAMAW INTERMEDIATE**  
**Georgetown**  
**Grades: 4-6**      **Enrollment: 575**  
**Principal: Dr. Timothy Carnahan**  
**Superintendent: Dr. H. Randall Dozier**  
**Board Chair: Mr. Jim Dumm**

## PERFORMANCE

Comprehensive detail, including definitions of ratings, performance criteria, and explanations of status, is available on [www.ed.sc.gov](http://www.ed.sc.gov) and [www.eoc.sc.gov](http://www.eoc.sc.gov) as well as school and school district websites. Printed versions are available from school districts upon request.

YEAR	ABSOLUTE RATING	GROWTH RATING	PALMETTO GOLD AND SILVER AWARD		AYP STATUS	NCLB IMPROVEMENT STATUS
			General Performance	Closing the Gap		
2011	Excellent	Excellent	TBD	TBD	Not Met	N/A
2010	Excellent	Excellent	Gold	Silver	Met	N/A
2009	Excellent	Good	Gold	N/A	Met	N/A

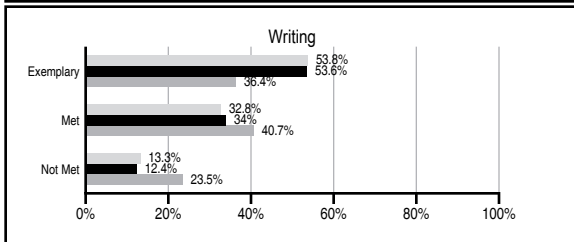
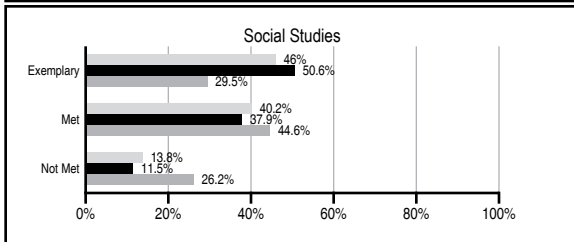
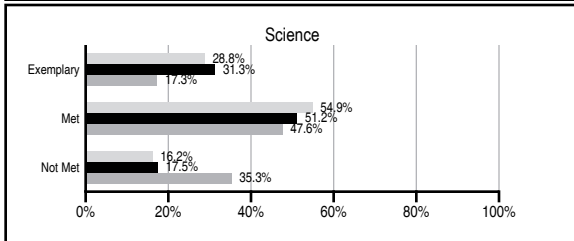
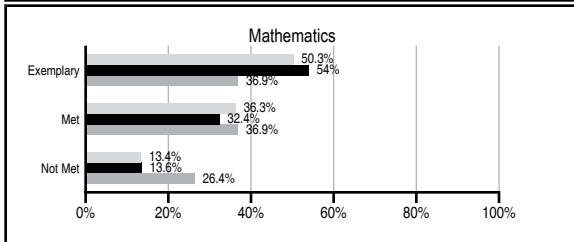
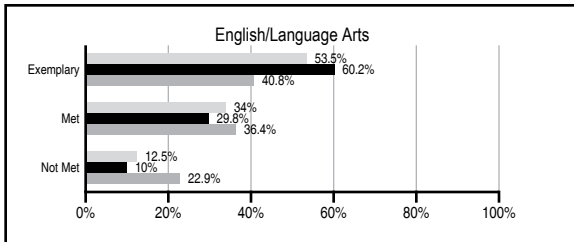
## ABSOLUTE RATINGS OF ELEMENTARY SCHOOLS WITH STUDENTS LIKE OURS\*

EXCELLENT	GOOD	AVERAGE	BELOW AVERAGE	AT-RISK
23	1	0	0	0

\* Ratings are calculated with data available by 11/09/2011. Schools with Students Like Ours are Elementary Schools with Poverty Indices of no more than 5% above or below the index for this school.

## PASS PERFORMANCE

Our School     
  Elementary Schools with Students Like Ours     
  Elementary schools statewide



## NAEP PERFORMANCE\*

\* Performance reported for SC and nation, data not available at school level. Percentages at NAEP Achievement Levels.



## SC PERFORMANCE VISION

*By 2020 all students will graduate with the knowledge and skills necessary to compete successfully in the global economy, participate in a democratic society and contribute positively as members of families and communities.*

### Abbreviations Key

N/A Not Applicable N/AV Not Available N/C Not Collected N/R Not Reported I/S Insufficient Sample TBD To be determined

NI Newly Identified CSI Continuing School Improvement CA Corrective Action RP Plan to Restructure R Restructure DELAY School Improvement Status HOLD School Improvement Status

# WACCAMAW INTERMEDIATE [Georgetown]

## SCHOOL PROFILE

	Our School	Change from Last Year	Elementary Schools with Students Like Ours	Median Elementary School
<b>Students (n=575)</b>				
Retention rate	0.0%	No Change	0.8%	1.1%
Attendance rate	99.9%	Up from 97.3%	96.7%	96.2%
Served by gifted and talented program	34.4%	Up from 34.0%	29.6%	13.4%
With disabilities other than speech	7.8%	Up from 6.8%	3.0%	4.1%
Older than usual for grade	0.5%	No Change	0.2%	0.3%
Out-of-school suspensions or expulsions for violent and/or criminal offenses	0.0%	No Change	0.0%	0.0%
<b>Teachers (n=37)</b>				
Teachers with advanced degrees	75.7%	Up from 74.3%	63.3%	62.5%
Continuing contract teachers	94.6%	Up from 85.7%	92.1%	88.2%
Teachers returning from previous year	N/A	N/A	91.1%	87.8%
Teacher attendance rate	94.3%	Down from 95.6%	95.4%	95.2%
Average teacher salary*	\$51,263	Up 0.7%	\$48,151	\$46,773
Classes not taught by highly qualified teachers	0.0%	No Change	0.0%	0.0%
Professional development days/teacher	10.7 days	Up from 6.0 days	8.8 days	10.5 days
<b>School</b>				
Principal's years at school	3.0	Up from 2.0	3.8	4.0
Student-teacher ratio in core subjects	11.2 to 1	Up from 10.6 to 1	21.5 to 1	19.9 to 1
Prime instructional time	92.2%	No Change	91.5%	90.4%
Opportunities in the arts	Good	No Change	Good	Good
SACS accreditation	Yes	No Change	Yes	Yes
Parents attending conferences	99.8%	Down from 100.0%	100.0%	100.0%
Character development program	Good	No Change	Excellent	Excellent
Dollars spent per pupil**	\$7,136	Down 0.6%	\$6,493	\$7,447
Percent of expenditures for instruction**	64.5%	No Change	69.9%	68.4%
Percent of expenditures for teacher salaries**	63.0%	Up from 62.3%	68.7%	65.8%
% of AYP objectives met	85.7%	Down from 100.0%	98.4%	90.5%

\* Length of contract = 185+ days.

\*\* Prior year audited financial data available.

## REPORT OF PRINCIPAL AND SCHOOL IMPROVEMENT COUNCIL

The mission of Waccamaw Intermediate School is to provide a nurturing and safe environment full of diverse learning experiences that enable all students to become caring and productive lifelong learners. It is this approach that makes Waccamaw Intermediate such an inviting, warm, safe, and child centered school. We are a school with high expectations for every child. Teachers engage students through a self-contained classroom approach. This approach provides teachers the flexibility to teach units of study across all content areas with emphasis on reading, math, science, and technology. While our teachers follow the state's curriculum for all content areas, differentiated instruction is provided through balanced literacy and Everyday Mathematics. Science and technology are taught using a hands-on approach as students are provided opportunities to conduct lab experiments in our state of the arts science lab. Daily instruction is infused with current technology such as mobile IPAD labs, mobile mini-laptop labs, Promethean software, Active Response devices to monitor student progress and many other instructional technology resources. These best practices have enhanced instruction as evidenced by our assessments and awards our students have earned this year. In addition to academic success, our students are fortunate enough to engage in exceptional extra-curricular activities such as art, band, music, and P.E. A team approach makes the difference. Also, parent support at Waccamaw Intermediate is outstanding. As evidence of their support, our parents and community members provided an overwhelming amount of support through their time, talents, and gifts. We, the staff, parents, and community at Waccamaw Intermediate School believe that we must all work together for the success of our students.

Dr. Timothy Carnahan, Principal  
Richard Kerr, SIC Chairperson

## EVALUATION RESULTS

	Teachers	Students*	Parents*
Number of surveys returned	29	175	87
Percent satisfied with learning environment	100.0%	81.6%	90.5%
Percent satisfied with social and physical environment	96.6%	82.7%	88.5%
Percent satisfied with school-home relations	96.3%	89.0%	88.5%

\*Only students at the highest elementary school grade level at this school and their parents were included.

Comprehensive detail, including definitions of ratings, performance criteria, and explanations of status, is available on [www.ed.sc.gov](http://www.ed.sc.gov) and [www.eoc.sc.gov](http://www.eoc.sc.gov) as well as school and school district websites.

Printed versions are available from school districts upon request.

### Abbreviations Key

N/A Not Applicable N/AV Not Available N/C Not Collected N/R Not Reported I/S Insufficient Sample TBD To be determined  
NI Newly Identified CSI Continuing School Improvement CA Corrective Action RP Plan to Restructure R Restructure DELAY School Improvement Status HOLD School Improvement Status