



SC Annual School Report Card Summary

WACCAMAW ELEMENTARY

Georgetown

Grades: PK-3

Enrollment: 724

Principal: Vervatine Reid

Superintendent: Dr. H. Randall Dozier

Board Chair: Mr. Jim Dumm

PERFORMANCE

Comprehensive detail, including definitions of ratings, performance criteria, and explanations of status, is available on www.ed.sc.gov and www.eoc.sc.gov as well as school and school district websites. Printed versions are available from school districts upon request.

YEAR	ABSOLUTE RATING	GROWTH RATING	PALMETTO GOLD AND SILVER AWARD		AYP STATUS	NCLB IMPROVEMENT STATUS
			General Performance	Closing the Gap		
2011	Excellent	Good	TBD	TBD	Met	N/A
2010	Excellent	Excellent	Gold	N/A	Met	N/A
2009	Excellent	At-Risk	N/A	N/A	Met	N/A

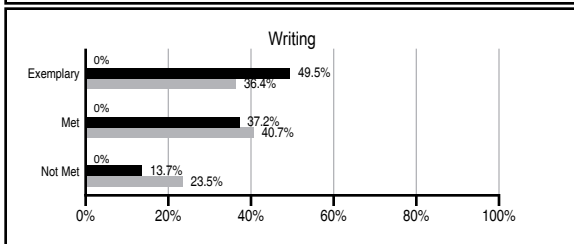
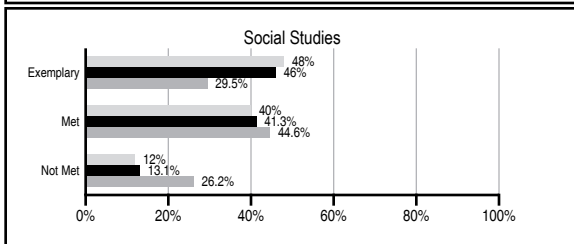
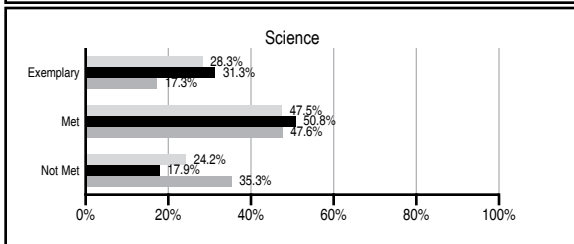
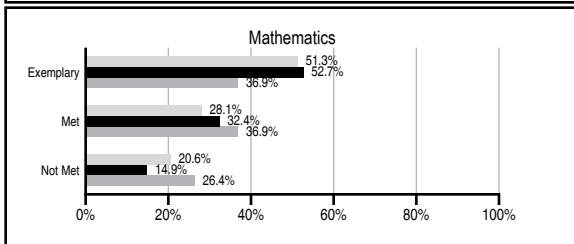
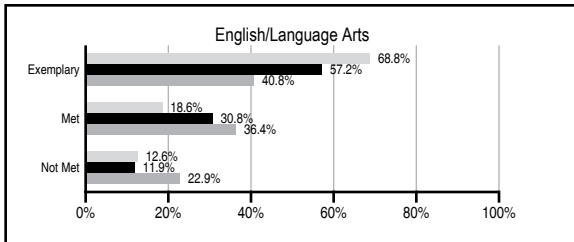
ABSOLUTE RATINGS OF ELEMENTARY SCHOOLS WITH STUDENTS LIKE OURS*

EXCELLENT	GOOD	AVERAGE	BELOW AVERAGE	AT-RISK
31	4	0	1	0

* Ratings are calculated with data available by 11/09/2011. Schools with Students Like Ours are Elementary Schools with Poverty Indices of no more than 5% above or below the index for this school.



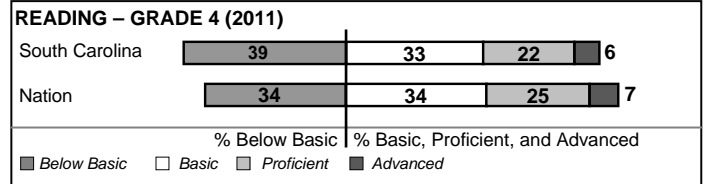
PASS PERFORMANCE

Our School
 Elementary Schools with Students Like Ours
 Elementary schools statewide



NAEP PERFORMANCE*

* Performance reported for SC and nation, data not available at school level. Percentages at NAEP Achievement Levels.



SC PERFORMANCE VISION

By 2020 all students will graduate with the knowledge and skills necessary to compete successfully in the global economy, participate in a democratic society and contribute positively as members of families and communities.

Abbreviations Key

N/A Not Applicable N/AV Not Available N/C Not Collected N/R Not Reported I/S Insufficient Sample TBD To be determined

NI Newly Identified CSI Continuing School Improvement CA Corrective Action RP Plan to Restructure R Restructure DELAY School Improvement Status HOLD School Improvement Status

WACCAMAW ELEMENTARY [Georgetown]

SCHOOL PROFILE

	Our School	Change from Last Year	Elementary Schools with Students Like Ours	Median Elementary School
Students (n=724)				
Retention rate	0.7%	Down from 1.1%	0.8%	1.1%
Attendance rate	95.8%	Up from 95.4%	96.4%	96.2%
Served by gifted and talented program	21.6%	Up from 18.3%	22.5%	13.4%
With disabilities other than speech	4.1%	Down from 6.5%	3.4%	4.1%
Older than usual for grade	0.1%	Down from 0.4%	0.2%	0.3%
Out-of-school suspensions or expulsions for violent and/or criminal offenses	0.0%	No Change	0.0%	0.0%
Teachers (n=44)				
Teachers with advanced degrees	63.6%	No Change	65.4%	62.5%
Continuing contract teachers	93.2%	Down from 95.5%	90.9%	88.2%
Teachers returning from previous year	82.0%	Down from 83.8%	89.5%	87.8%
Teacher attendance rate	94.9%	Down from 95.2%	95.4%	95.2%
Average teacher salary*	\$49,843	Down 1.4%	\$48,067	\$46,773
Classes not taught by highly qualified teachers	0.0%	No Change	0.0%	0.0%
Professional development days/teacher	6.1 days	Down from 6.4 days	9.2 days	10.5 days
School				
Principal's years at school	3.0	Up from 0.0	4.8	4.0
Student-teacher ratio in core subjects	19.9 to 1	Up from 17.8 to 1	21.4 to 1	19.9 to 1
Prime instructional time	89.8%	Up from 89.4%	91.4%	90.4%
Opportunities in the arts	Good	No Change	Good	Good
SACS accreditation	Yes	No Change	Yes	Yes
Parents attending conferences	100.0%	Up from 99.0%	100.0%	100.0%
Character development program	Excellent	No Change	Excellent	Excellent
Dollars spent per pupil**	\$7,618	Up 0.4%	\$7,019	\$7,447
Percent of expenditures for instruction**	68.6%	Down from 69.3%	69.3%	68.4%
Percent of expenditures for teacher salaries**	65.6%	Down from 65.9%	68.1%	65.8%
% of AYP objectives met	100.0%	No Change	100.0%	90.5%

* Length of contract = 185+ days.

** Prior year audited financial data available.

REPORT OF PRINCIPAL AND SCHOOL IMPROVEMENT COUNCIL

Waccamw Elementary School is an inquiry learning school that serves students in grades Pre-K through 3. As we embark upon another school year, it is our mission to help children become inquiring, knowledgeable and caring citizens, who help to create a more peaceful world through intercultural understanding and respect, by providing developmentally appropriate curriculum in a safe and supportive environment.

The faculty and staff demonstrated strong efforts in their commitment to the school mission and goals by utilizing professional opportunities to enhance their knowledge base and experiences in a professional learning community that encompassed research-based best practices, and rigorous assessments to improve student learning and achievement. The implementation of these practices and instructional tools, such as Balanced Literacy, Response to Intervention, Phonics, and Everyday Math, hands on science, computers, Promethean Boards and the Arts allowed teachers to utilize a variety of high quality teaching techniques as they engage students in technology and differentiated instructions.

We attribute our success as a Palmetto Gold Award recipient to student learning achievement, high expectations, committed a dedicated teachers, ongoing collaborations, strong parental involvement, external resources, high student/teacher attendance, and school/community relations.

We are appreciative of our parents and other stakeholders for their willingness to support our shared vision. With their support, we have implemented several school-wide initiatives to enhance students' character building and service learning skills.

The ongoing support and dedication received from the entire Waccamaw family goes beyond measure. It is an indication of total commitment to children.

Vervatine A. Reid, Principal

Jessica Phillips, Chairman of School Improvement Council

EVALUATION RESULTS

	Teachers	Students*	Parents*
Number of surveys returned	41	165	114
Percent satisfied with learning environment	100.0%	93.9%	96.5%
Percent satisfied with social and physical environment	97.5%	93.9%	90.2%
Percent satisfied with school-home relations	100.0%	95.7%	92.0%

*Only students at the highest elementary school grade level at this school and their parents were included.

Comprehensive detail, including definitions of ratings, performance criteria, and explanations of status, is available on www.ed.sc.gov and www.eoc.sc.gov as well as school and school district websites.

Printed versions are available from school districts upon request.

Abbreviations Key

N/A Not Applicable N/AV Not Available N/C Not Collected N/R Not Reported I/S Insufficient Sample TBD To be determined

NI Newly Identified CSI Continuing School Improvement CA Corrective Action RP Plan to Restructure R Restructure DELAY School Improvement Status HOLD School Improvement Status