

SC Annual School Report Card Summary

PLANTERSVILLE ELEMENTARY
Georgetown
Grades: PK-5 Enrollment: 108
Principal: Ms. Beverly Gardner-Grate
Superintendent: Dr. H. Randall Dozier
Board Chair: Mr. Jim Dumm

PERFORMANCE

Comprehensive detail, including definitions of ratings, performance criteria, and explanations of status, is available on www.ed.sc.gov and www.eoc.sc.gov as well as school and school district websites. Printed versions are available from school districts upon request.

| YEAR | ABSOLUTE RATING | GROWTH RATING | PALMETTO GOLD AND SILVER AWARD | | AYP STATUS | NCLB IMPROVEMENT STATUS |
|------|-----------------|---------------|--------------------------------|-----------------|------------|-------------------------|
| | | | General Performance | Closing the Gap | | |
| 2011 | Average | Average | TBD | TBD | Met | N/A |
| 2010 | Average | Good | Silver | Silver | Met | N/A |
| 2009 | Average | Good | Silver | Silver | Met | N/A |

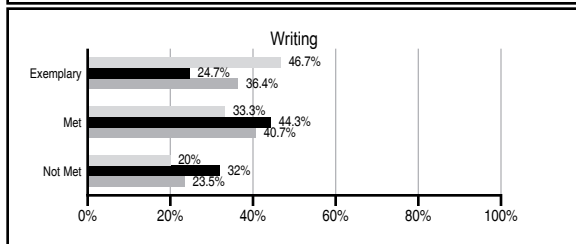
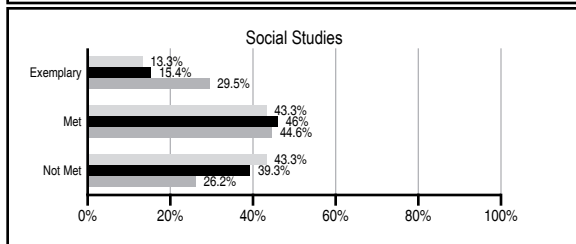
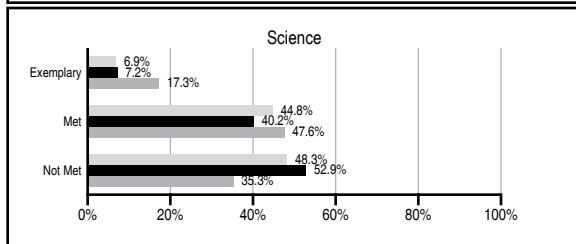
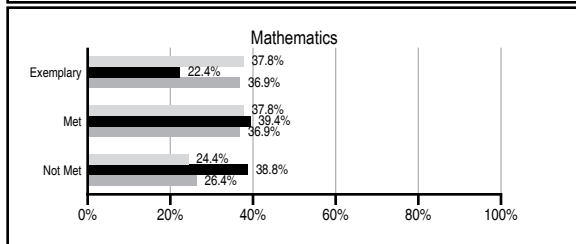
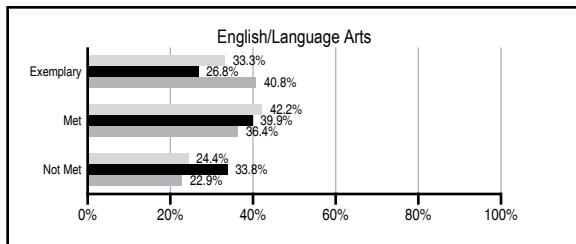
ABSOLUTE RATINGS OF ELEMENTARY SCHOOLS WITH STUDENTS LIKE OURS*

| EXCELLENT | GOOD | AVERAGE | BELOW AVERAGE | AT-RISK |
|-----------|------|---------|---------------|---------|
| 2 | 8 | 92 | 52 | 23 |

* Ratings are calculated with data available by 11/09/2011. Schools with Students Like Ours are Elementary Schools with Poverty Indices of no more than 5% above or below the index for this school.

PASS PERFORMANCE

Our School
 Elementary Schools with Students Like Ours
 Elementary schools statewide



NAEP PERFORMANCE*

* Performance reported for SC and nation, data not available at school level. Percentages at NAEP Achievement Levels.



SC PERFORMANCE VISION

By 2020 all students will graduate with the knowledge and skills necessary to compete successfully in the global economy, participate in a democratic society and contribute positively as members of families and communities.

Abbreviations Key

N/A Not Applicable N/AV Not Available N/C Not Collected N/R Not Reported I/S Insufficient Sample TBD To be determined

NI Newly Identified CSI Continuing School Improvement CA Corrective Action RP Plan to Restructure R Restructure DELAY School Improvement Status HOLD School Improvement Status

PLANTERSVILLE ELEMENTARY [Georgetown]

SCHOOL PROFILE

| | Our School | Change from Last Year | Elementary Schools with Students Like Ours | Median Elementary School |
|--|------------|-----------------------|--|--------------------------|
| Students (n=108) | | | | |
| Retention rate | 0.0% | Down from 0.8% | 1.5% | 1.1% |
| Attendance rate | 96.6% | Down from 97.2% | 96.1% | 96.2% |
| Served by gifted and talented program | 8.7% | Up from 3.8% | 5.4% | 13.4% |
| With disabilities other than speech | 2.9% | Down from 4.1% | 4.3% | 4.1% |
| Older than usual for grade | 0.0% | No Change | 0.6% | 0.3% |
| Out-of-school suspensions or expulsions for violent and/or criminal offenses | 0.0% | No Change | 0.0% | 0.0% |
| Teachers (n=13) | | | | |
| Teachers with advanced degrees | 55.6% | No Change | 61.7% | 62.5% |
| Continuing contract teachers | 77.8% | Up from 66.7% | 82.4% | 88.2% |
| Teachers returning from previous year | 78.4% | Down from 79.6% | 84.7% | 87.8% |
| Teacher attendance rate | 96.8% | Up from 94.6% | 95.2% | 95.2% |
| Average teacher salary* | \$45,377 | Down 6.9% | \$45,139 | \$46,773 |
| Classes not taught by highly qualified teachers | 0.0% | No Change | 0.0% | 0.0% |
| Professional development days/teacher | 7.9 days | Up from 6.4 days | 10.6 days | 10.5 days |
| School | | | | |
| Principal's years at school | 1.0 | Down from 3.0 | 4.0 | 4.0 |
| Student-teacher ratio in core subjects | 13.9 to 1 | Down from 15.4 to 1 | 17.6 to 1 | 19.9 to 1 |
| Prime instructional time | 92.1% | Up from 89.5% | 90.3% | 90.4% |
| Opportunities in the arts | Good | No Change | Good | Good |
| SACS accreditation | Yes | No Change | Yes | Yes |
| Parents attending conferences | 100.0% | No Change | 100.0% | 100.0% |
| Character development program | Average | Down from Excellent | Excellent | Excellent |
| Dollars spent per pupil** | \$11,938 | Down 10.6% | \$8,435 | \$7,447 |
| Percent of expenditures for instruction** | 53.1% | Up from 49.8% | 67.8% | 68.4% |
| Percent of expenditures for teacher salaries** | 51.7% | Up from 46.7% | 64.2% | 65.8% |
| % of AYP objectives met | 100.0% | No Change | 76.9% | 90.5% |

* Length of contract = 185+ days.

** Prior year audited financial data available.

EVALUATION RESULTS

| | Teachers | Students* | Parents* |
|--|----------|-----------|----------|
| Number of surveys returned | 11 | 16 | 16 |
| Percent satisfied with learning environment | 63.6% | 100.0% | 87.5% |
| Percent satisfied with social and physical environment | 72.7% | 81.3% | 93.8% |
| Percent satisfied with school-home relations | 54.5% | 100.0% | 93.8% |

*Only students at the highest elementary school grade level at this school and their parents were included.

REPORT OF PRINCIPAL AND SCHOOL IMPROVEMENT COUNCIL

The 2010-2011 school year at Plantersville Elementary School was a partnership between students, parents, staff, and the community. We focused on unity, which allowed staff members as well as stakeholders to bridge the education gap. Staff members worked together to set and meet goals for the year, which were shared with all stakeholders. We continued to focus on the needs of our students by providing interventions daily. Our students were given additional learning opportunities through our Plantersville Saturday Academy, Plantersville Summer Academy, Blue Print Leadership Academy, computer lab time, and parenting as well as family programs. The resources assisted in bridging the gaps in learning. We were very proud to be recipients of the Palmetto Silver Award and Closing the Achievement Gap for students' performance on the 2010 PASS Test. In our efforts to continue to move our students forward academically, data became our focus. We collected, analyzed, and used data to identify and plan for needed changes in the instructional program. All of our students in kindergarten through fifth grade took the MAP tests in the Fall, Winter, and Spring of the 2010-2011 school year. Data was monitored and used to make informed instructional decisions. Small group instruction and SuccessMaker were incorporated to address deficiencies and mastery of skills. A part-time Learning Specialist and Curriculum Coach sustained the Response to Intervention (RtI) program. Professional development opportunities were provided to train staff members in meeting the needs of all learners. Literacy Days were held each nine weeks to monitor the progress of the students and to plan and execute intervention strategies tailored to the needs of each individual student. Professional Learning Teams were developed as the Learning Specialist and Curriculum Coach assisted teachers in teaching with fidelity. The focus of our Professional Learning Teams was literacy; teachers collaborated to employ Balanced Literacy in all of the classrooms. Instructional conferences were held where teachers, parents, and administration met to share and discuss student data.

Parent and community involvement has also been a central part of our successful school year. We worked together as a unified team to meet the needs of all learners. Many of our stakeholders along with The Village Group played an active part by providing funds and incentives for our students as well as seeking to secure grants for our school.

Beverly Gardner Grate Ed.S Principal
Queen Funnyc SIC Chairperson

Comprehensive detail, including definitions of ratings, performance criteria, and explanations of status, is available on www.ed.sc.gov and www.eoc.sc.gov as well as school and school district websites.

Printed versions are available from school districts upon request.

Abbreviations Key

N/A Not Applicable N/AV Not Available N/C Not Collected N/R Not Reported I/S Insufficient Sample TBD To be determined

NI Newly Identified CSI Continuing School Improvement CA Corrective Action RP Plan to Restructure R Restructure DELAY School Improvement Status HOLD School Improvement Status