



SC Annual School Report Card Summary

MCDONALD ROAD ELEMENTARY
Georgetown
Grades: PK-5 Enrollment: 511
Principal: Miriam R. Daniels
Superintendent: Dr. H. Randall Dozier
Board Chair: Mr. Jim Dumm

PERFORMANCE

Comprehensive detail, including definitions of ratings, performance criteria, and explanations of status, is available on www.ed.sc.gov and www.eoc.sc.gov as well as school and school district websites. Printed versions are available from school districts upon request.

YEAR	ABSOLUTE RATING	GROWTH RATING	PALMETTO GOLD AND SILVER AWARD		AYP STATUS	NCLB IMPROVEMENT STATUS
			General Performance	Closing the Gap		
2011	Average	Average	TBD	TBD	Not Met	CSI
2010	Average	Average	N/A	N/A	Met	NI-DELAY
2009	Below Average	Below Average	N/A	N/A	Not Met	NI

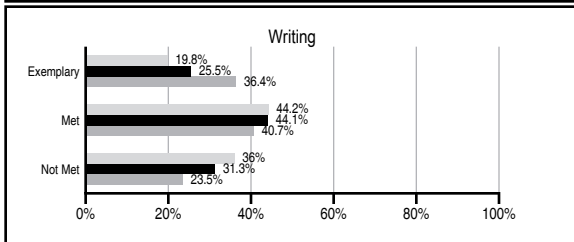
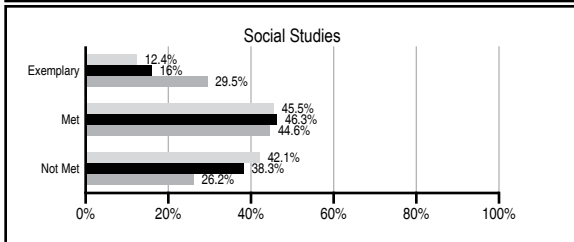
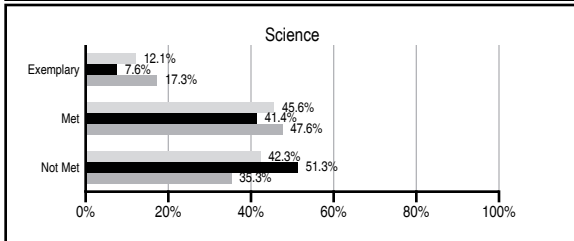
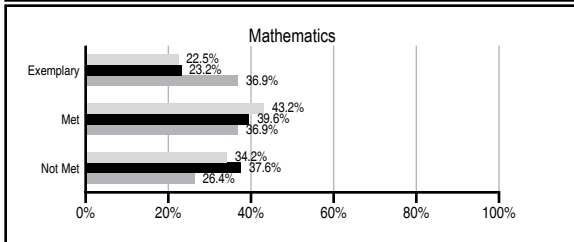
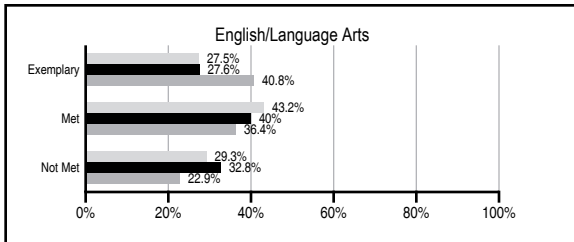
ABSOLUTE RATINGS OF ELEMENTARY SCHOOLS WITH STUDENTS LIKE OURS*

EXCELLENT	GOOD	AVERAGE	BELOW AVERAGE	AT-RISK
3	9	108	53	21

* Ratings are calculated with data available by 11/09/2011. Schools with Students Like Ours are Elementary Schools with Poverty Indices of no more than 5% above or below the index for this school.

PASS PERFORMANCE

Our School
 Elementary Schools with Students Like Ours
 Elementary schools statewide



NAEP PERFORMANCE*

* Performance reported for SC and nation, data not available at school level. Percentages at NAEP Achievement Levels.



SC PERFORMANCE VISION

By 2020 all students will graduate with the knowledge and skills necessary to compete successfully in the global economy, participate in a democratic society and contribute positively as members of families and communities.

Abbreviations Key

N/A Not Applicable N/AV Not Available N/C Not Collected N/R Not Reported I/S Insufficient Sample TBD To be determined

NI Newly Identified CSI Continuing School Improvement CA Corrective Action RP Plan to Restructure R Restructure DELAY School Improvement Status HOLD School Improvement Status

MCDONALD ROAD ELEMENTARY [Georgetown]

SCHOOL PROFILE

	Our School	Change from Last Year	Elementary Schools with Students Like Ours	Median Elementary School
Students (n=511)				
Retention rate	1.5%	Down from 2.1%	1.5%	1.1%
Attendance rate	95.6%	Down from 95.9%	95.9%	96.2%
Served by gifted and talented program	8.1%	Up from 5.6%	6.0%	13.4%
With disabilities other than speech	3.2%	Down from 10.4%	4.3%	4.1%
Older than usual for grade	0.0%	Down from 1.0%	0.5%	0.3%
Out-of-school suspensions or expulsions for violent and/or criminal offenses	0.0%	No Change	0.0%	0.0%
Teachers (n=38)				
Teachers with advanced degrees	68.4%	Up from 67.5%	61.7%	62.5%
Continuing contract teachers	92.1%	Down from 95.0%	83.3%	88.2%
Teachers returning from previous year	90.4%	Down from 90.8%	85.4%	87.8%
Teacher attendance rate	94.9%	Down from 95.0%	95.1%	95.2%
Average teacher salary*	\$50,385	Up 0.5%	\$45,304	\$46,773
Classes not taught by highly qualified teachers	0.0%	No Change	0.0%	0.0%
Professional development days/teacher	19.6 days	Up from 19.1 days	10.5 days	10.5 days
School				
Principal's years at school	11.0	Up from 10.0	3.5	4.0
Student-teacher ratio in core subjects	14.5 to 1	Up from 14.4 to 1	17.7 to 1	19.9 to 1
Prime instructional time	89.3%	Down from 89.9%	90.0%	90.4%
Opportunities in the arts	Good	No Change	Good	Good
SACS accreditation	Yes	No Change	Yes	Yes
Parents attending conferences	100.0%	Up from 98.5%	100.0%	100.0%
Character development program	Excellent	No Change	Excellent	Excellent
Dollars spent per pupil**	\$9,404	Up 2.1%	\$8,247	\$7,447
Percent of expenditures for instruction**	69.8%	Down from 70.0%	67.9%	68.4%
Percent of expenditures for teacher salaries**	67.1%	No Change	64.7%	65.8%
% of AYP objectives met	94.1%	Down from 100.0%	76.9%	90.5%

* Length of contract = 185+ days.

** Prior year audited financial data available.

EVALUATION RESULTS

	Teachers	Students*	Parents*
Number of surveys returned	38	82	68
Percent satisfied with learning environment	94.7%	98.8%	93.8%
Percent satisfied with social and physical environment	100.0%	96.3%	90.9%
Percent satisfied with school-home relations	97.4%	95.1%	95.3%

*Only students at the highest elementary school grade level at this school and their parents were included.

REPORT OF PRINCIPAL AND SCHOOL IMPROVEMENT COUNCIL

Report Card Narrative

McDonald Elementary School, a Title I school, received the highly recognized achievement of being a Palmetto's Finest Finalist School for 2008, 2009, and 2010. In 2009, we were recognized as a Red Carpet School because of our family friendly environment. We use national and South Carolina State standards in correlation with our core curriculum which includes: Balanced Literacy, Everyday Math, monthly writing prompts, social studies and science. Our guidance program offers individual and group counseling, Character First education and career awareness. Our special education program includes: Individual Education Plans (IEP), IDEA educational programs, Voyager reading, and inclusion classes. We continue to provide reduced class size and Computer Assisted Instruction. Our staff is part of a Professional Learning Team that meets weekly with a curriculum coach to revitalize their teaching strategies.

We utilize the Project Learning Tree (PLT) curricula, in house field studies, and field trips. We provide an annual Science Fair and participate in the District Technology Fair. Our physical education department provides daily classes and an annual health fair to promote student health and fitness. We use Measures of Academic Progress (MAP) to assess student progress. We offer extracurricular programs including: Nature-Based Inquiry Program, Club Day, SCE&G Brainiacs, Blue Print Leadership Academy, and School Safety and Leadership Team. Our business partners include: First Federal Bank in Schools program, Walmart, Land's End, Dr. Tire, TLC Car Wash, and many others. Community related programs include: parent volunteers, Career and Red Ribbon Week, Health Fair, Boy & Girl Scouts, and YMCA. Charity associations are with March of Dimes, United Way, Ronald McDonald House, American Heart Association, Cancer Awareness and St. Jude's Children Hospital.

Our parenting program activities are held in the parenting room as led by our behavior specialist and guidance counselor. Our PTO and community partners provide gift cards for special student achievements, courtyard improvements, and special events for teachers. We will continue to give every student the opportunity to receive a quality education and reach their maximum potential. We truly believe in "Developing our best resources...our children."

Miriam R. Daniels, Principal
Sabrina Billings, Chairperson for SIC

Comprehensive detail, including definitions of ratings, performance criteria, and explanations of status, is available on www.ed.sc.gov and www.eoc.sc.gov as well as school and school district websites.

Printed versions are available from school districts upon request.

Abbreviations Key

N/A Not Applicable N/AV Not Available N/C Not Collected N/R Not Reported I/S Insufficient Sample TBD To be determined
NI Newly Identified CSI Continuing School Improvement CA Corrective Action RP Plan to Restructure R Restructure DELAY School Improvement Status HOLD School Improvement Status