



# SC Annual School Report Card Summary

MARYVILLE ELEMENTARY

Georgetown

Grades: PK-5

Enrollment: 555

Principal: Stephanie S. Stuckey

Superintendent: Dr. H. Randall Dozier

Board Chair: Mr. Jim Dumm

## PERFORMANCE

Comprehensive detail, including definitions of ratings, performance criteria, and explanations of status, is available on [www.ed.sc.gov](http://www.ed.sc.gov) and [www.eoc.sc.gov](http://www.eoc.sc.gov) as well as school and school district websites. Printed versions are available from school districts upon request.

YEAR	ABSOLUTE RATING	GROWTH RATING	PALMETTO GOLD AND SILVER AWARD		AYP STATUS	NCLB IMPROVEMENT STATUS
			General Performance	Closing the Gap		
2011	Average	Average	TBD	TBD	Not Met	N/A
2010	Average	Average	N/A	N/A	Not Met	N/A
2009	Average	Average	N/A	N/A	Met	N/A

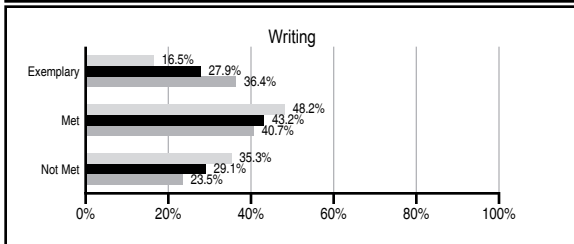
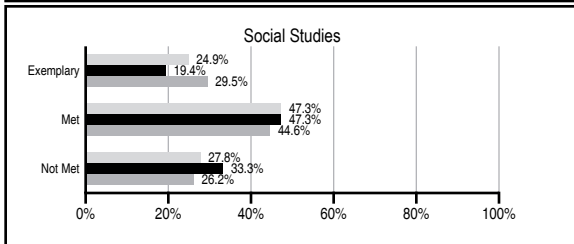
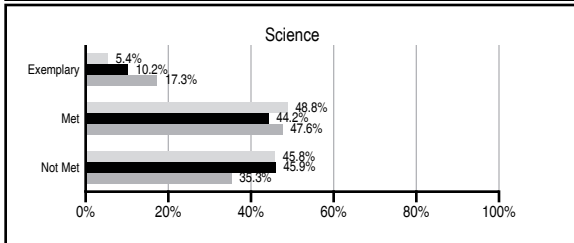
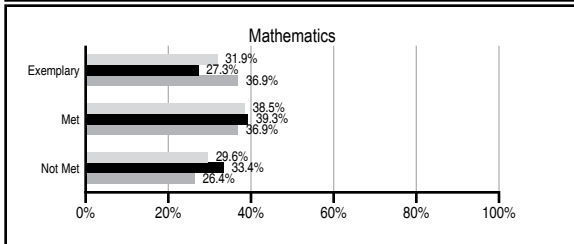
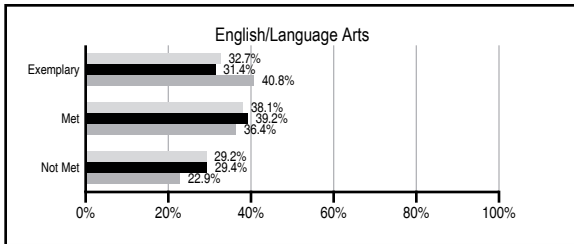
## ABSOLUTE RATINGS OF ELEMENTARY SCHOOLS WITH STUDENTS LIKE OURS\*

EXCELLENT	GOOD	AVERAGE	BELOW AVERAGE	AT-RISK
5	11	99	25	5

\* Ratings are calculated with data available by 11/09/2011. Schools with Students Like Ours are Elementary Schools with Poverty Indices of no more than 5% above or below the index for this school.



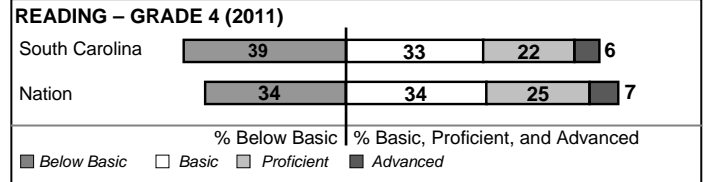
## PASS PERFORMANCE

Our School
  Elementary Schools with Students Like Ours
  Elementary schools statewide



## NAEP PERFORMANCE\*

\* Performance reported for SC and nation, data not available at school level. Percentages at NAEP Achievement Levels.



## SC PERFORMANCE VISION

*By 2020 all students will graduate with the knowledge and skills necessary to compete successfully in the global economy, participate in a democratic society and contribute positively as members of families and communities.*

### Abbreviations Key

N/A Not Applicable N/AV Not Available N/C Not Collected N/R Not Reported I/S Insufficient Sample TBD To be determined

NI Newly Identified CSI Continuing School Improvement CA Corrective Action RP Plan to Restructure R Restructure DELAY School Improvement Status HOLD School Improvement Status

# MARYVILLE ELEMENTARY [Georgetown]

## SCHOOL PROFILE

	Our School	Change from Last Year	Elementary Schools with Students Like Ours	Median Elementary School
<b>Students (n=555)</b>				
Retention rate	2.5%	Down from 2.9%	1.4%	1.1%
Attendance rate	95.9%	Up from 95.6%	95.9%	96.2%
Served by gifted and talented program	9.3%	Up from 8.5%	8.4%	13.4%
With disabilities other than speech	3.5%	Down from 8.9%	4.5%	4.1%
Older than usual for grade	0.9%	Up from 0.2%	0.5%	0.3%
Out-of-school suspensions or expulsions for violent and/or criminal offenses	0.0%	No Change	0.0%	0.0%
<b>Teachers (n=41)</b>				
Teachers with advanced degrees	65.9%	Down from 70.3%	61.1%	62.5%
Continuing contract teachers	85.4%	Down from 97.3%	85.7%	88.2%
Teachers returning from previous year	86.6%	Up from 86.0%	86.3%	87.8%
Teacher attendance rate	94.3%	Down from 95.5%	95.1%	95.2%
Average teacher salary*	\$50,131	Down 1.9%	\$45,698	\$46,773
Classes not taught by highly qualified teachers	2.7%	Down from 2.9%	0.0%	0.0%
Professional development days/teacher	6.5 days	Down from 7.6 days	10.1 days	10.5 days
<b>School</b>				
Principal's years at school	4.0	Up from 3.0	4.0	4.0
Student-teacher ratio in core subjects	17.2 to 1	Down from 18.3 to 1	18.4 to 1	19.9 to 1
Prime instructional time	89.4%	Down from 90.6%	90.0%	90.4%
Opportunities in the arts	Good	No Change	Good	Good
SACS accreditation	Yes	No Change	Yes	Yes
Parents attending conferences	100.0%	Up from 78.2%	100.0%	100.0%
Character development program	Excellent	Up from Average	Excellent	Excellent
Dollars spent per pupil**	\$8,159	Down 6.5%	\$7,776	\$7,447
Percent of expenditures for instruction**	62.8%	Down from 67.3%	68.1%	68.4%
Percent of expenditures for teacher salaries**	61.5%	Down from 62.8%	64.8%	65.8%
% of AYP objectives met	76.2%	Down from 95.2%	84.6%	90.5%

\* Length of contract = 185+ days.

\*\* Prior year audited financial data available.

## EVALUATION RESULTS

	Teachers	Students*	Parents*
Number of surveys returned	34	76	30
Percent satisfied with learning environment	96.8%	84.0%	89.3%
Percent satisfied with social and physical environment	97.1%	78.9%	88.5%
Percent satisfied with school-home relations	90.9%	89.3%	85.7%

\*Only students at the highest elementary school grade level at this school and their parents were included.

## REPORT OF PRINCIPAL AND SCHOOL IMPROVEMENT COUNCIL

2201015  
GEORGETOWN  
MARYVILLE ELEMENTARY

The faculty and staff at Maryville Elementary School believe in working hand-in-hand with the parents and community. We strive to offer stimulating instructional programs that will challenge our students to work toward their full academic potential.

Throughout the year we continue to assess student progress to improve instructional strategies used in our classrooms to meet the needs of our diverse population. It is necessary for us to develop enrichment, as well as remediation programs, at all levels of instruction through academic tutors, focus groups, and continuous flexible grouping to meet the needs of individual students. The students achieved much success this year with these in place. Simultaneously we examined data from common assessments, Benchmarks, DIBELS, and MAP and made adjustments to instruction as needed. Along with the implementation of Voyager in our resource classes these practices were significantly beneficial to our students' growth in decoding, comprehension, and fluency.

Maryville students are provided with opportunities through the various areas of discipline. In partnership with the University of South Carolina the teachers receive professional development through a nature based inquiry model. During this time there is establishment of an outdoor classroom and lessons using on our campus. Students are recognized in Art through the Superintendent's Art Awards and the Principal's Gallery. This year a student won first place in Horry and Georgetown Fire Safety drawing contest. Annually, our Special Needs students participate in the local and state Special Olympics in which they return adorned with medals. Our students also have the opportunity for continued growth through musical performances.

Maryville's P.T.O. has been a tremendous partner for our faculty, staff, and students. They provide classroom/field trip requests and teacher incentives. The P.T.O. is also generous when showing appreciation to faculty and staff throughout the year.

We are dedicated to achieving our mission by developing critical thinkers and preparing each student to be responsible while challenging them through their educational experience. We ask for your continued support through this journey.

Stephanie S. Stuckey, Principal  
Kendra Jiles, SIC Chairperson

Comprehensive detail, including definitions of ratings, performance criteria, and explanations of status, is available on [www.ed.sc.gov](http://www.ed.sc.gov) and [www.eoc.sc.gov](http://www.eoc.sc.gov) as well as school and school district websites.

Printed versions are available from school districts upon request.

### Abbreviations Key

N/A Not Applicable N/AV Not Available N/C Not Collected N/R Not Reported I/S Insufficient Sample TBD To be determined  
NI Newly Identified CSI Continuing School Improvement CA Corrective Action RP Plan to Restructure R Restructure DELAY School Improvement Status HOLD School Improvement Status