



SC Annual School Report Card Summary

KENSINGTON ELEMENTARY
Georgetown
Grades: PK-5 Enrollment: 733
Principal: Fedrick Cohens
Superintendent: Dr. H. Randall Dozier
Board Chair: Mr. Jim Dumm

PERFORMANCE

Comprehensive detail, including definitions of ratings, performance criteria, and explanations of status, is available on www.ed.sc.gov and www.eoc.sc.gov as well as school and school district websites. Printed versions are available from school districts upon request.

YEAR	ABSOLUTE RATING	GROWTH RATING	PALMETTO GOLD AND SILVER AWARD		AYP STATUS	NCLB IMPROVEMENT STATUS
			General Performance	Closing the Gap		
2011	Average	Average	TBD	TBD	Not Met	N/A
2010	Average	Average	N/A	N/A	Met	N/A
2009	Average	Average	N/A	N/A	Met	N/A

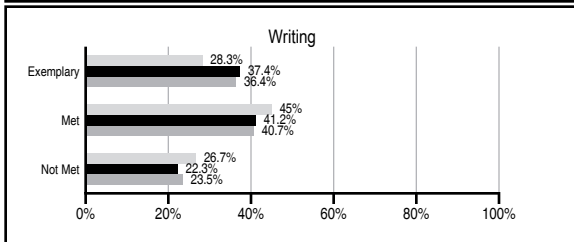
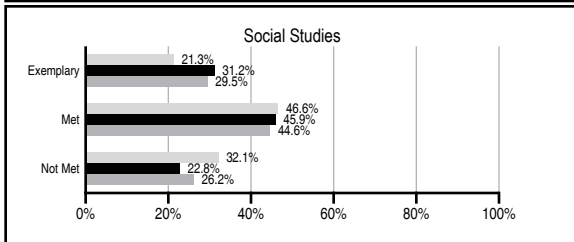
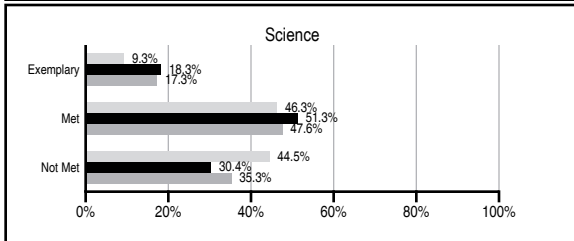
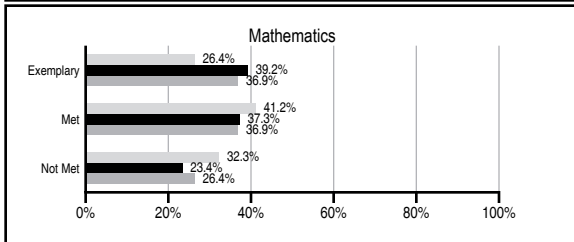
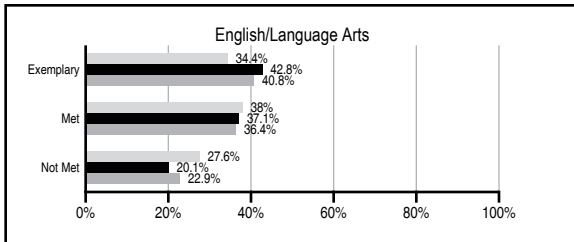
ABSOLUTE RATINGS OF ELEMENTARY SCHOOLS WITH STUDENTS LIKE OURS*

EXCELLENT	GOOD	AVERAGE	BELOW AVERAGE	AT-RISK
24	35	47	1	0

* Ratings are calculated with data available by 11/09/2011. Schools with Students Like Ours are Elementary Schools with Poverty Indices of no more than 5% above or below the index for this school.

PASS PERFORMANCE

Our School
 Elementary Schools with Students Like Ours
 Elementary schools statewide



NAEP PERFORMANCE*

* Performance reported for SC and nation, data not available at school level. Percentages at NAEP Achievement Levels.



SC PERFORMANCE VISION

By 2020 all students will graduate with the knowledge and skills necessary to compete successfully in the global economy, participate in a democratic society and contribute positively as members of families and communities.

Abbreviations Key

N/A Not Applicable N/AV Not Available N/C Not Collected N/R Not Reported I/S Insufficient Sample TBD To be determined

NI Newly Identified CSI Continuing School Improvement CA Corrective Action RP Plan to Restructure R Restructure DELAY School Improvement Status HOLD School Improvement Status

KENSINGTON ELEMENTARY [Georgetown]

SCHOOL PROFILE

	Our School	Change from Last Year	Elementary Schools with Students Like Ours	Median Elementary School
Students (n=733)				
Retention rate	2.3%	Up from 1.2%	1.2%	1.1%
Attendance rate	99.1%	Up from 95.8%	96.1%	96.2%
Served by gifted and talented program	14.2%	Down from 16.4%	14.4%	13.4%
With disabilities other than speech	5.2%	Down from 6.1%	4.6%	4.1%
Older than usual for grade	0.4%	Down from 0.5%	0.2%	0.3%
Out-of-school suspensions or expulsions for violent and/or criminal offenses	0.1%	Up from 0.0%	0.0%	0.0%
Teachers (n=47)				
Teachers with advanced degrees	57.4%	Up from 54.2%	60.7%	62.5%
Continuing contract teachers	93.6%	Down from 93.8%	90.0%	88.2%
Teachers returning from previous year	91.4%	Up from 89.5%	88.5%	87.8%
Teacher attendance rate	94.9%	Down from 95.8%	95.2%	95.2%
Average teacher salary*	\$50,763	Up 1.9%	\$46,510	\$46,773
Classes not taught by highly qualified teachers	1.2%	Up from 1.1%	0.0%	0.0%
Professional development days/teacher	12.2 days	Up from 9.6 days	10.3 days	10.5 days
School				
Principal's years at school	6.0	Up from 5.0	4.0	4.0
Student-teacher ratio in core subjects	19.0 to 1	Down from 19.1 to 1	20.2 to 1	19.9 to 1
Prime instructional time	92.8%	Up from 90.4%	90.2%	90.4%
Opportunities in the arts	Good	No Change	Good	Good
SACS accreditation	Yes	No Change	Yes	Yes
Parents attending conferences	100.0%	No Change	100.0%	100.0%
Character development program	Excellent	Up from Good	Excellent	Excellent
Dollars spent per pupil**	\$6,810	Down 3.8%	\$6,946	\$7,447
Percent of expenditures for instruction**	68.7%	Down from 70.7%	68.3%	68.4%
Percent of expenditures for teacher salaries**	67.2%	Up from 66.5%	65.8%	65.8%
% of AYP objectives met	71.4%	Down from 100.0%	93.1%	90.5%

* Length of contract = 185+ days.

** Prior year audited financial data available.

EVALUATION RESULTS

	Teachers	Students*	Parents*
Number of surveys returned	50	130	98
Percent satisfied with learning environment	94.0%	87.5%	91.7%
Percent satisfied with social and physical environment	89.8%	86.8%	92.7%
Percent satisfied with school-home relations	85.4%	87.7%	92.5%

*Only students at the highest elementary school grade level at this school and their parents were included.

REPORT OF PRINCIPAL AND SCHOOL IMPROVEMENT COUNCIL

Kensington Elementary School's faculty and staff strive to provide every child with the opportunity to achieve their fullest personal and academic potential. The faculty and staff believe that every child can learn in a safe and caring environment where high academic expectations are promoted. A variety of strategies, meaningful materials, and emerging technology are used to maximize student potential and individual learning styles. We are committed to building self-esteem, good character, and enhancing creativity and individuality in all of our students. Character Education and Life Skills is modeled and lived by the faculty and staff as well as the students in an effort to improve learning with emphasis on the school's climate. Our faculty continuously seeks ways to develop and grow professionally. The majority of our faculty hold advanced degrees. Those who do not are presently working towards earning advanced degrees. This year, Christa Scott, achieved National Board Certification. We are proud to have 16 National Board Certified Teachers on staff!

Our strong collaboration with our stakeholders continues to provide our staff and students with resources needed to ensure success. Our vibrant and resourceful PTA, under the leadership of Jennifer Cox, completed our playground expansion; adding a jumping pad and basketball court for our students to enjoy during outside play. The School Improvement Council has drafted a conceptual model that would provide health and safety initiatives for our students. Our partnerships with the Georgetown Kraft Credit Union and other local businesses continue to afford us with resources to enhance teaching and learning. We continue to reap the benefits of our volunteer tutors! Daily, you will find extraordinary volunteers like Bonnie Hughes, 2010-11 Volunteer of the Year, helping students with sight words or building reading skills.

The faculty and staff of Kensington Elementary School will continue to have high academic and behavioral standards and expectations for all the students that we serve. Our commitment to continuous improvements, positive communication between the home, school, and community, and providing a quality education to our students will be always be top priority. Our shared mission is to help all children achieve their maximum potential within a comprehensive, nurturing learning environment so that they may become caring, responsible citizens, as well as lifelong learners.

Fedrick Cohens, M.Ed, NBCT, Principal
Heather Stone, SIC Chairperson

Comprehensive detail, including definitions of ratings, performance criteria, and explanations of status, is available on www.ed.sc.gov and www.eoc.sc.gov as well as school and school district websites.

Printed versions are available from school districts upon request.

Abbreviations Key

N/A Not Applicable N/AV Not Available N/C Not Collected N/R Not Reported I/S Insufficient Sample TBD To be determined

NI Newly Identified CSI Continuing School Improvement CA Corrective Action RP Plan to Restructure R Restructure DELAY School Improvement Status HOLD School Improvement Status