



# SC Annual School Report Card Summary

**ANDREWS ELEMENTARY**  
**Georgetown**  
**Grades: PK-5**  
**Principal: Brian G. Clark**  
**Superintendent: Dr. H. Randall Dozier**  
**Board Chair: Mr. Jim Dumm**

**Enrollment: 800**

## PERFORMANCE

Comprehensive detail, including definitions of ratings, performance criteria, and explanations of status, is available on [www.ed.sc.gov](http://www.ed.sc.gov) and [www.eoc.sc.gov](http://www.eoc.sc.gov) as well as school and school district websites. Printed versions are available from school districts upon request.

YEAR	ABSOLUTE RATING	GROWTH RATING	PALMETTO GOLD AND SILVER AWARD		AYP STATUS	NCLB IMPROVEMENT STATUS
			General Performance	Closing the Gap		
2011	Average	Average	TBD	TBD	Not Met	R
2010	Average	Average	N/A	N/A	Met	R-DELAY
2009	Average	Average	N/A	N/A	Not Met	R

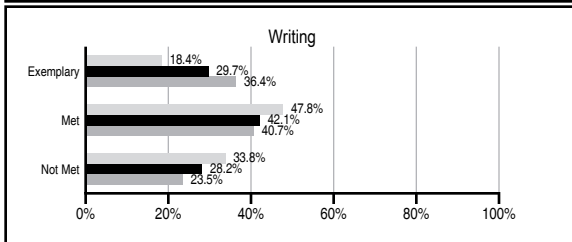
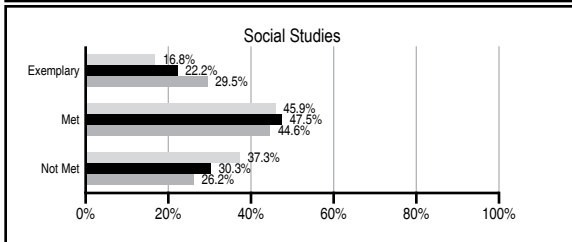
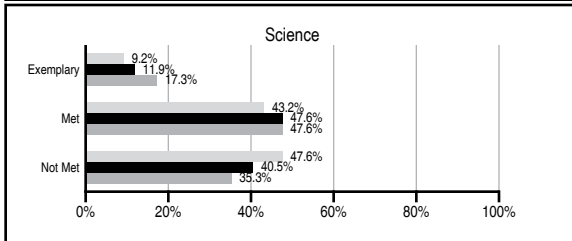
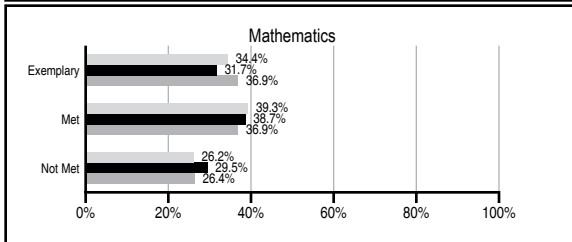
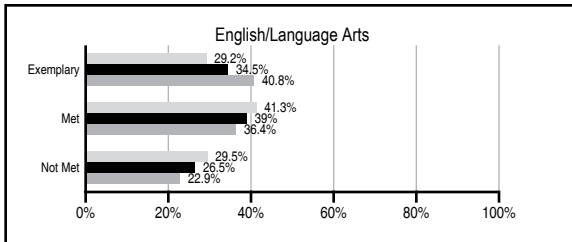
## ABSOLUTE RATINGS OF ELEMENTARY SCHOOLS WITH STUDENTS LIKE OURS\*

EXCELLENT	GOOD	AVERAGE	BELOW AVERAGE	AT-RISK
4	15	95	12	0

\* Ratings are calculated with data available by 11/09/2011. Schools with Students Like Ours are Elementary Schools with Poverty Indices of no more than 5% above or below the index for this school.



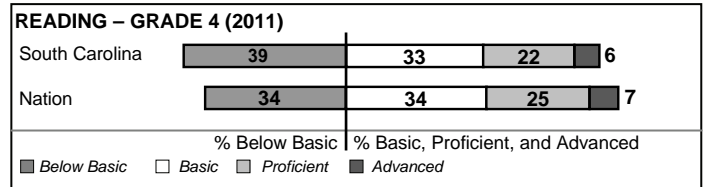
## PASS PERFORMANCE

Our School
  Elementary Schools with Students Like Ours
  Elementary schools statewide



## NAEP PERFORMANCE\*

\* Performance reported for SC and nation, data not available at school level. Percentages at NAEP Achievement Levels.



## SC PERFORMANCE VISION

*By 2020 all students will graduate with the knowledge and skills necessary to compete successfully in the global economy, participate in a democratic society and contribute positively as members of families and communities.*

### Abbreviations Key

N/A Not Applicable N/AV Not Available N/C Not Collected N/R Not Reported I/S Insufficient Sample TBD To be determined

NI Newly Identified CSI Continuing School Improvement CA Corrective Action RP Plan to Restructure R Restructure DELAY School Improvement Status HOLD School Improvement Status

# ANDREWS ELEMENTARY [Georgetown]

## SCHOOL PROFILE

	Our School	Change from Last Year	Elementary Schools with Students Like Ours	Median Elementary School
<b>Students (n=800)</b>				
Retention rate	1.1%	Down from 1.2%	1.3%	1.1%
Attendance rate	99.3%	Up from 96.4%	95.9%	96.2%
Served by gifted and talented program	9.2%	Down from 10.3%	11.1%	13.4%
With disabilities other than speech	4.5%	Down from 6.8%	4.8%	4.1%
Older than usual for grade	0.5%	Down from 0.6%	0.3%	0.3%
Out-of-school suspensions or expulsions for violent and/or criminal offenses	0.0%	Down from 0.2%	0.0%	0.0%
<b>Teachers (n=56)</b>				
Teachers with advanced degrees	67.9%	Up from 64.3%	59.9%	62.5%
Continuing contract teachers	87.5%	No Change	88.2%	88.2%
Teachers returning from previous year	89.2%	Up from 86.9%	87.3%	87.8%
Teacher attendance rate	93.7%	Down from 95.7%	94.9%	95.2%
Average teacher salary*	\$46,555	Up 1.7%	\$46,555	\$46,773
Classes not taught by highly qualified teachers	0.9%	Down from 4.8%	0.0%	0.0%
Professional development days/teacher	11.3 days	Down from 16.5 days	11.1 days	10.5 days
<b>School</b>				
Principal's years at school	5.0	Up from 4.0	4.0	4.0
Student-teacher ratio in core subjects	17.1 to 1	Down from 18.3 to 1	19.6 to 1	19.9 to 1
Prime instructional time	91.7%	Up from 90.7%	89.7%	90.4%
Opportunities in the arts	Good	No Change	Good	Good
SACS accreditation	Yes	No Change	Yes	Yes
Parents attending conferences	98.4%	Up from 96.5%	100.0%	100.0%
Character development program	Excellent	No Change	Excellent	Excellent
Dollars spent per pupil**	\$7,852	Up 0.3%	\$7,434	\$7,447
Percent of expenditures for instruction**	64.4%	Down from 69.1%	67.2%	68.4%
Percent of expenditures for teacher salaries**	61.9%	Down from 64.6%	64.2%	65.8%
% of AYP objectives met	85.7%	Down from 100.0%	88.2%	90.5%

\* Length of contract = 185+ days.

\*\* Prior year audited financial data available.

## EVALUATION RESULTS

	Teachers	Students*	Parents*
Number of surveys returned	62	138	127
Percent satisfied with learning environment	95.2%	95.7%	89.5%
Percent satisfied with social and physical environment	95.2%	89.1%	89.6%
Percent satisfied with school-home relations	82.3%	93.5%	84.9%

\*Only students at the highest elementary school grade level at this school and their parents were included.

## REPORT OF PRINCIPAL AND SCHOOL IMPROVEMENT COUNCIL

During the 2010-11 school year, the administration, faculty and staff of Andrews Elementary School maintained high expectations for student learning, achievement and professionalism. Our total school program improved because teachers actively engaged in Professional Learning Teams. This professional growth of teachers along with enrichment and intervention for students allowed us to achieve Adequate Yearly Progress...way to go Pandas!!!

Teachers begin each day by actively engaging students in the learning process. Through differentiation, teachers are able to meet the diverse needs of our students. Continuous learning is promoted through the implementation of Balanced Literacy, EveryDay Math, and FOSS Science Kits. These coupled with weekly discussions, monthly data analysis and biannual instructional conferences allow teachers to discuss strategies, best practices, and academic progress.

Through mentoring, modeling lessons, and implementing components of Balanced Literacy, the curriculum coach and learning specialist have assisted teachers and administration in targeting deficiencies in basic early literacy skills of students in all grades. Target goals in literacy and reading are being met. Our Positive Behavior Initiative supports classroom instruction by reducing the number of student referrals. We enjoy a positive school atmosphere because of this reinforcement. Awards ceremonies held quarterly recognize many students for academic achievement, academic and social growth, character development and attendance.

Hats off to each and every Panda Parent! Their active involvement in the education of children is vital to our school's mission. Parents are encouraged and welcome to be an active participant in the education of their children. Our continued support of the Even Start Family Literacy Program, Head Start, and Early Reading First helps parents understand that early intervention in the lives of children will make a difference. Parents are active on the SIC and PTA and willingly volunteer throughout the year in many ways by offering their services to our endeavors.

Continued financial support from the local business community helps our school tremendously. Our community business partners and parents support our Fall Festival and Spring Curriculum Night each school year. Their contributions enable us to purchase incentives such as bicycles given to students with perfect attendance. Our school motto promises each child will have their best beginning at AES. This year we did just that! Congratulations Pandas!

Brian G. Clark, Principal  
Melody Bone, SIC Chairperson

Comprehensive detail, including definitions of ratings, performance criteria, and explanations of status, is available on [www.ed.sc.gov](http://www.ed.sc.gov) and [www.eoc.sc.gov](http://www.eoc.sc.gov) as well as school and school district websites.

Printed versions are available from school districts upon request.

### Abbreviations Key

N/A Not Applicable N/AV Not Available N/C Not Collected N/R Not Reported I/S Insufficient Sample TBD To be determined

NI Newly Identified CSI Continuing School Improvement CA Corrective Action RP Plan to Restructure R Restructure DELAY School Improvement Status HOLD School Improvement Status