



# SC Annual School Report Card Summary

**JOHNSONVILLE ELEMENTARY**  
 Florence 5  
 Grades: PK-4 Enrollment: 587  
 Principal: Dayne N. Coker  
 Superintendent: Dr. D. John Morris  
 Board Chair: Darren Timmons

## PERFORMANCE

Comprehensive detail, including definitions of ratings, performance criteria, and explanations of status, is available on [www.ed.sc.gov](http://www.ed.sc.gov) and [www.eoc.sc.gov](http://www.eoc.sc.gov) as well as school and school district websites. Printed versions are available from school districts upon request.

YEAR	ABSOLUTE RATING	GROWTH RATING	PALMETTO GOLD AND SILVER AWARD		AYP STATUS	NCLB IMPROVEMENT STATUS
			General Performance	Closing the Gap		
2011	Average	Average	TBD	TBD	Not Met	CA
2010	Average	Below Average	N/A	N/A	Not Met	CSI
2009	Average	Below Average	N/A	N/A	Met	NI-DELAY

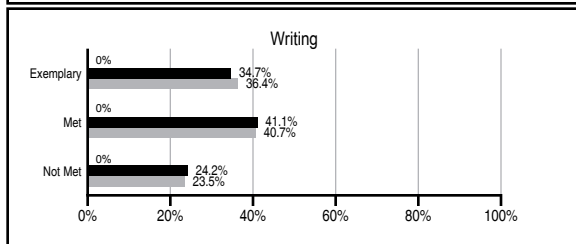
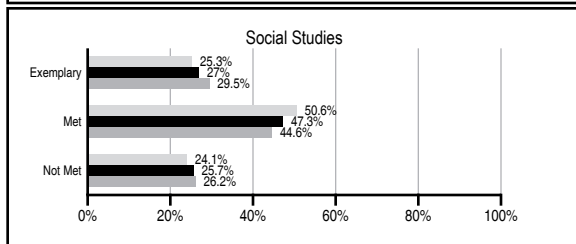
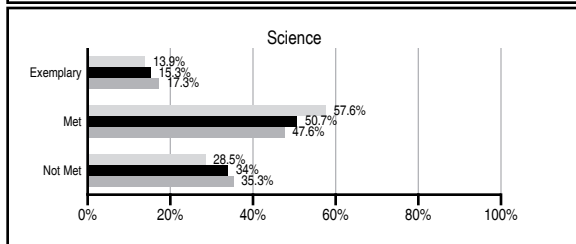
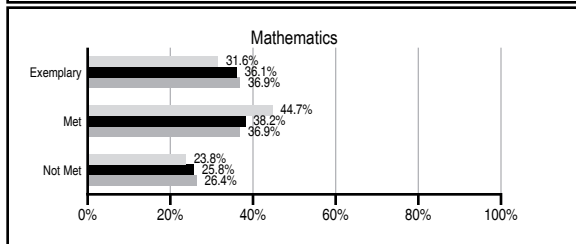
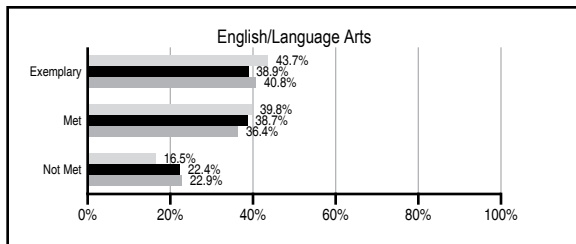
## ABSOLUTE RATINGS OF ELEMENTARY SCHOOLS WITH STUDENTS LIKE OURS\*

EXCELLENT	GOOD	AVERAGE	BELOW AVERAGE	AT-RISK
13	33	77	5	0

\* Ratings are calculated with data available by 11/09/2011. Schools with Students Like Ours are Elementary Schools with Poverty Indices of no more than 5% above or below the index for this school.


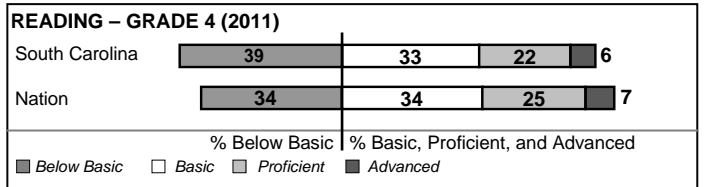
## PASS PERFORMANCE

Our School
  Elementary Schools with Students Like Ours
  Elementary schools statewide



## NAEP PERFORMANCE\*

\* Performance reported for SC and nation, data not available at school level. Percentages at NAEP Achievement Levels.



## SC PERFORMANCE VISION

*By 2020 all students will graduate with the knowledge and skills necessary to compete successfully in the global economy, participate in a democratic society and contribute positively as members of families and communities.*

### Abbreviations Key

N/A Not Applicable N/AV Not Available N/C Not Collected N/R Not Reported I/S Insufficient Sample TBD To be determined

NI Newly Identified CSI Continuing School Improvement CA Corrective Action RP Plan to Restructure R Restructure DELAY School Improvement Status HOLD School Improvement Status

# JOHNSONVILLE ELEMENTARY [Florence 5]

## SCHOOL PROFILE

	Our School	Change from Last Year	Elementary Schools with Students Like Ours	Median Elementary School
<b>Students (n=587)</b>				
Retention rate	3.9%	Down from 4.7%	1.0%	1.1%
Attendance rate	95.0%	Down from 95.3%	96.0%	96.2%
Served by gifted and talented program	11.0%	Up from 5.9%	12.8%	13.4%
With disabilities other than speech	3.4%	Down from 10.9%	4.8%	4.1%
Older than usual for grade	1.7%	Down from 3.4%	0.3%	0.3%
Out-of-school suspensions or expulsions for violent and/or criminal offenses	0.0%	No Change	0.0%	0.0%
<b>Teachers (n=38)</b>				
Teachers with advanced degrees	60.5%	Up from 59.5%	60.3%	62.5%
Continuing contract teachers	94.7%	Up from 85.7%	90.6%	88.2%
Teachers returning from previous year	94.8%	Up from 93.3%	87.9%	87.8%
Teacher attendance rate	95.9%	Up from 94.0%	95.1%	95.2%
Average teacher salary*	\$46,409	Down 1.5%	\$46,621	\$46,773
Classes not taught by highly qualified teachers	0.0%	Down from 2.7%	0.0%	0.0%
Professional development days/teacher	9.2 days	Down from 10.5 days	10.9 days	10.5 days
<b>School</b>				
Principal's years at school	8.0	Up from 7.0	4.0	4.0
Student-teacher ratio in core subjects	20.3 to 1	Up from 18.3 to 1	19.7 to 1	19.9 to 1
Prime instructional time	89.3%	Up from 87.6%	90.2%	90.4%
Opportunities in the arts	Good	No Change	Good	Good
SACS accreditation	Yes	No Change	Yes	Yes
Parents attending conferences	100.0%	Up from 99.0%	100.0%	100.0%
Character development program	Good	No Change	Excellent	Excellent
Dollars spent per pupil**	\$9,045	Up 6.8%	\$7,336	\$7,447
Percent of expenditures for instruction**	55.8%	Down from 57.2%	67.9%	68.4%
Percent of expenditures for teacher salaries**	54.2%	Up from 53.2%	65.2%	65.8%
% of AYP objectives met	90.5%	No Change	92.3%	90.5%

\* Length of contract = 185+ days.

\*\* Prior year audited financial data available.

## EVALUATION RESULTS

	Teachers	Students*	Parents*
Number of surveys returned	31	107	92
Percent satisfied with learning environment	93.3%	92.5%	96.7%
Percent satisfied with social and physical environment	93.5%	85.0%	86.7%
Percent satisfied with school-home relations	83.9%	88.7%	90.1%

\*Only students at the highest elementary school grade level at this school and their parents were included.

## REPORT OF PRINCIPAL AND SCHOOL IMPROVEMENT COUNCIL

Johnsonville Elementary School had a fulfilling 2010/2011 school year. MAP testing was added in kindergarten and first grade allowing all teachers to access diagnostic information about students' progress. The implementation of technology continues at JES as we now have all classrooms outfitted with SMARTBoards or Memeos to enhance the current instructional program. We also were given the opportunity to host an after-school program for students in grades two through four using Supplemental Education Services funds from the state.

Our students continue to excel each and every year. The Duke University Talent Search recognized 25 students this past year for their academic excellence. The SC Elementary Honors' Choir was represented by two fourth graders this year for their artistic talents. Excellence continues with our students through their character building activities throughout the year. Our "Sparks" worked hard in helping with causes such as St. Jude's Children's Hospital, Johnsonville Fire Department, food drives for Caring and Sharing, and clothes drives. The generosity of our students and community has been phenomenal.

Without the support of a great community, parents, and volunteers, Johnsonville Elementary would not excel as it does. A sound curriculum, an outstanding faculty and staff, and an exceptional student body all aid in making JES the great school that it is.

Dayne N. Coker, Principal  
Clarissa Perry, SIC Chairperson

Comprehensive detail, including definitions of ratings, performance criteria, and explanations of status, is available on [www.ed.sc.gov](http://www.ed.sc.gov) and [www.eoc.sc.gov](http://www.eoc.sc.gov) as well as school and school district websites.

Printed versions are available from school districts upon request.

### Abbreviations Key

N/A Not Applicable N/AV Not Available N/C Not Collected N/R Not Reported I/S Insufficient Sample TBD To be determined

NI Newly Identified CSI Continuing School Improvement CA Corrective Action RP Plan to Restructure R Restructure DELAY School Improvement Status HOLD School Improvement Status