



# SC Annual School Report Card Summary

**BROCKINGTON ELEMENTARY**  
**Florence 4**  
**Grades: PK-5** Enrollment: 408  
**Principal: Matrell E. Sturkey**  
**Superintendent: Dr. Steve Quick**  
**Board Chair: Mrs. Hyman**

## PERFORMANCE

Comprehensive detail, including definitions of ratings, performance criteria, and explanations of status, is available on [www.ed.sc.gov](http://www.ed.sc.gov) and [www.eoc.sc.gov](http://www.eoc.sc.gov) as well as school and school district websites. Printed versions are available from school districts upon request.

YEAR	ABSOLUTE RATING	GROWTH RATING	PALMETTO GOLD AND SILVER AWARD		AYP STATUS	NCLB IMPROVEMENT STATUS
			General Performance	Closing the Gap		
2011	At-Risk	Average	TBD	TBD	Not Met	R
2010	At-Risk	Below Average	N/A	N/A	Not Met	R
2009	At-Risk	Below Average	N/A	N/A	Not Met	RP

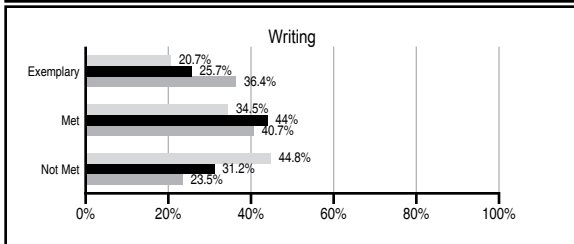
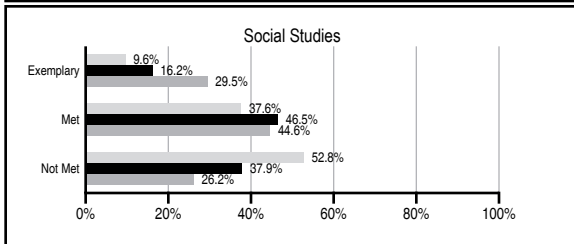
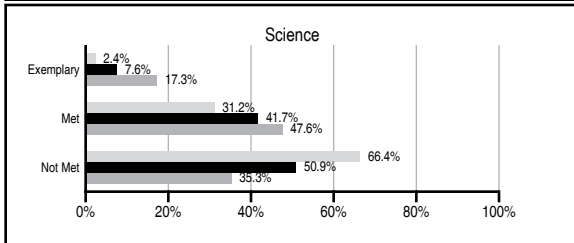
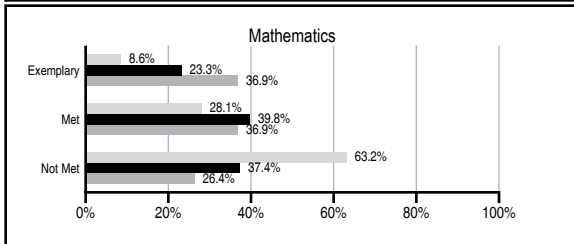
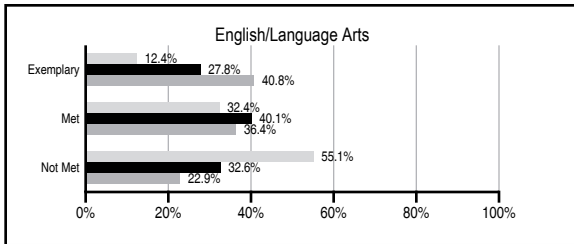
## ABSOLUTE RATINGS OF ELEMENTARY SCHOOLS WITH STUDENTS LIKE OURS\*

EXCELLENT	GOOD	AVERAGE	BELOW AVERAGE	AT-RISK
3	9	109	50	20

\* Ratings are calculated with data available by 11/09/2011. Schools with Students Like Ours are Elementary Schools with Poverty Indices of no more than 5% above or below the index for this school.

## PASS PERFORMANCE

Our School
  Elementary Schools with Students Like Ours
  Elementary schools statewide



## NAEP PERFORMANCE\*

\* Performance reported for SC and nation, data not available at school level. Percentages at NAEP Achievement Levels.



## SC PERFORMANCE VISION

*By 2020 all students will graduate with the knowledge and skills necessary to compete successfully in the global economy, participate in a democratic society and contribute positively as members of families and communities.*

### Abbreviations Key

N/A Not Applicable N/AV Not Available N/C Not Collected N/R Not Reported I/S Insufficient Sample TBD To be determined

NI Newly Identified CSI Continuing School Improvement CA Corrective Action RP Plan to Restructure R Restructure DELAY School Improvement Status HOLD School Improvement Status

# BROCKINGTON ELEMENTARY [Florence 4]

## SCHOOL PROFILE

	Our School	Change from Last Year	Elementary Schools with Students Like Ours	Median Elementary School
<b>Students (n=408)</b>				
Retention rate	3.0%	Up from 0.3%	1.5%	1.1%
Attendance rate	99.7%	Up from 96.6%	95.9%	96.2%
Served by gifted and talented program	0.0%	Down from 3.3%	6.0%	13.4%
With disabilities other than speech	4.7%	Down from 6.8%	4.3%	4.1%
Older than usual for grade	2.7%	No Change	0.5%	0.3%
Out-of-school suspensions or expulsions for violent and/or criminal offenses	0.0%	No Change	0.0%	0.0%
<b>Teachers (n=28)</b>				
Teachers with advanced degrees	78.6%	Up from 61.3%	61.9%	62.5%
Continuing contract teachers	85.7%	Up from 80.6%	83.3%	88.2%
Teachers returning from previous year	78.7%	Up from 74.4%	85.3%	87.8%
Teacher attendance rate	90.6%	Down from 92.6%	95.1%	95.2%
Average teacher salary*	\$43,190	Down 3.1%	\$45,346	\$46,773
Classes not taught by highly qualified teachers	29.2%	Up from 20.6%	0.0%	0.0%
Professional development days/teacher	6.6 days	Down from 7.9 days	10.5 days	10.5 days
<b>School</b>				
Principal's years at school	0.5	Down from 1.0	3.8	4.0
Student-teacher ratio in core subjects	22.1 to 1	Up from 21.5 to 1	17.8 to 1	19.9 to 1
Prime instructional time	89.5%	Up from 87.4%	90.0%	90.4%
Opportunities in the arts	Good	No Change	Good	Good
SACS accreditation	No	Down from Yes	Yes	Yes
Parents attending conferences	N/R	N/R	100.0%	100.0%
Character development program	Good	No Change	Excellent	Excellent
Dollars spent per pupil**	\$5,984	Down 15.0%	\$8,241	\$7,447
Percent of expenditures for instruction**	81.4%	Up from 77.7%	68.0%	68.4%
Percent of expenditures for teacher salaries**	79.4%	Up from 56.4%	64.2%	65.8%
% of AYP objectives met	46.2%	Down from 76.9%	76.9%	90.5%

\* Length of contract = 185+ days.

\*\* Prior year audited financial data available.

## EVALUATION RESULTS

	Teachers	Students*	Parents*
Number of surveys returned	19	54	36
Percent satisfied with learning environment	68.4%	85.2%	76.7%
Percent satisfied with social and physical environment	73.7%	87.0%	83.9%
Percent satisfied with school-home relations	52.6%	85.2%	78.1%

\*Only students at the highest elementary school grade level at this school and their parents were included.

## REPORT OF PRINCIPAL AND SCHOOL IMPROVEMENT COUNCIL

The 2010-11 school year was filled with much excitement, achievement, and challenges. Our faculty and staff remains committed to ensuring the mission is achieved for each student.

The mission of Brockington Elementary School states that all students will have the opportunity to receive a quality and comprehensive education on a daily basis where all faculty and staff are using a variety of strategies and resources to engage students access progress and collaborate with parents and the community to increase student achievement.

Our goal is to continue to challenge our students intellectually, grow them socially, and guide them toward independent thinking and problem solving. Brockington continues to provide instructional programs within the school to enhance instruction to include, but not limited to: Eagle Academy, differentiating instruction, conferencing with students, content area curriculum pacing guides, spiral review, and standards-based assessments.

Teachers participate in on-going professional development and Professional Learning Community (PLC) meetings which focus on school goals and data driven instruction. Parents and community members play an integral role in the success of our students. Our outstanding Parent Teacher Organization (PTO), School Improvement Council (SIC), parent volunteers, community volunteers and local businesses have worked together to help our students become successful by promoting workshops and activities such as Community Family and Friends Day, Take a Walk in My Shoes, Desserts for Dads, Parent vs Faculty/Staff basketball games and fundraisers to support instructional activities.

The Brockington staff appreciates the support from our wonderful families and community and we look forward to the continued support of our parents and their continued support to help our students reach their full potential.

Matrell E. Sturkey, Interim Principal  
Amy Lewellen, School Improvement Council Chairp

Comprehensive detail, including definitions of ratings, performance criteria, and explanations of status, is available on [www.ed.sc.gov](http://www.ed.sc.gov) and [www.eoc.sc.gov](http://www.eoc.sc.gov) as well as school and school district websites.

Printed versions are available from school districts upon request.

### Abbreviations Key

N/A Not Applicable N/AV Not Available N/C Not Collected N/R Not Reported I/S Insufficient Sample TBD To be determined  
NI Newly Identified CSI Continuing School Improvement CA Corrective Action RP Plan to Restructure R Restructure DELAY School Improvement Status HOLD School Improvement Status