



# SC Annual School Report Card Summary

**MAIN STREET ELEMENTARY**  
 Florence 3  
 Grades: PK-5 Enrollment: 375  
 Principal: Angelia Scott  
 Superintendent: Dr. Keith Callicutt, Interim  
 Board Chair: Dr. Julia Mims

## PERFORMANCE

Comprehensive detail, including definitions of ratings, performance criteria, and explanations of status, is available on [www.ed.sc.gov](http://www.ed.sc.gov) and [www.eoc.sc.gov](http://www.eoc.sc.gov) as well as school and school district websites. Printed versions are available from school districts upon request.

YEAR	ABSOLUTE RATING	GROWTH RATING	PALMETTO GOLD AND SILVER AWARD		AYP STATUS	NCLB IMPROVEMENT STATUS
			General Performance	Closing the Gap		
2011	At-Risk	Average	TBD	TBD	Not Met	R
2010	At-Risk	Average	N/A	N/A	Not Met	R
2009	At-Risk	At-Risk	N/A	N/A	Not Met	RP

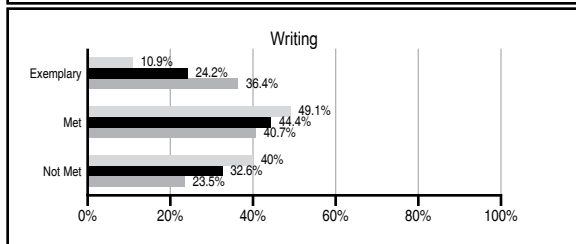
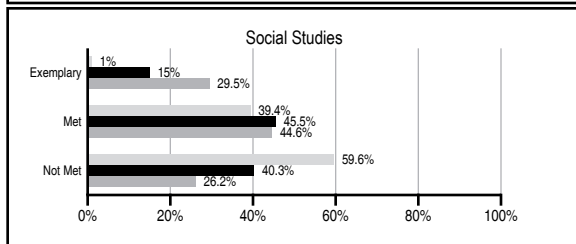
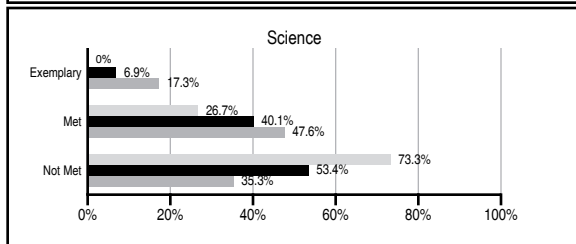
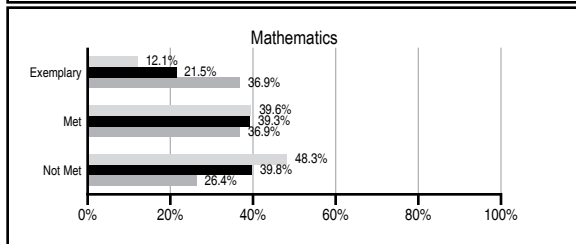
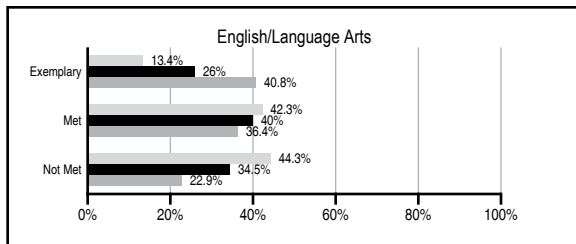
## ABSOLUTE RATINGS OF ELEMENTARY SCHOOLS WITH STUDENTS LIKE OURS\*

EXCELLENT	GOOD	AVERAGE	BELOW AVERAGE	AT-RISK
1	6	79	50	23

\* Ratings are calculated with data available by 11/09/2011. Schools with Students Like Ours are Elementary Schools with Poverty Indices of no more than 5% above or below the index for this school.

## PASS PERFORMANCE

Our School  
 Elementary Schools with Students Like Ours  
 Elementary schools statewide



## NAEP PERFORMANCE\*

\* Performance reported for SC and nation, data not available at school level. Percentages at NAEP Achievement Levels.



## SC PERFORMANCE VISION

*By 2020 all students will graduate with the knowledge and skills necessary to compete successfully in the global economy, participate in a democratic society and contribute positively as members of families and communities.*

### Abbreviations Key

N/A Not Applicable N/AV Not Available N/C Not Collected N/R Not Reported I/S Insufficient Sample TBD To be determined

NI Newly Identified CSI Continuing School Improvement CA Corrective Action RP Plan to Restructure R Restructure DELAY School Improvement Status HOLD School Improvement Status

# MAIN STREET ELEMENTARY [Florence 3]

## SCHOOL PROFILE

	Our School	Change from Last Year	Elementary Schools with Students Like Ours	Median Elementary School
<b>Students (n=375)</b>				
Retention rate	0.8%	Down from 1.4%	1.5%	1.1%
Attendance rate	96.2%	Up from 95.6%	96.0%	96.2%
Served by gifted and talented program	2.3%	Up from 1.5%	5.2%	13.4%
With disabilities other than speech	8.8%	Down from 14.2%	4.3%	4.1%
Older than usual for grade	0.8%	Down from 1.7%	0.6%	0.3%
Out-of-school suspensions or expulsions for violent and/or criminal offenses	0.0%	No Change	0.0%	0.0%
<b>Teachers (n=26)</b>				
Teachers with advanced degrees	42.3%	Up from 40.0%	61.9%	62.5%
Continuing contract teachers	73.1%	Up from 70.0%	82.1%	88.2%
Teachers returning from previous year	64.0%	Up from 61.9%	84.6%	87.8%
Teacher attendance rate	94.1%	Up from 93.5%	95.2%	95.2%
Average teacher salary*	\$41,831	Up 1.1%	\$45,155	\$46,773
Classes not taught by highly qualified teachers	0.0%	No Change	0.0%	0.0%
Professional development days/teacher	12.4 days	Up from 8.2 days	10.6 days	10.5 days
<b>School</b>				
Principal's years at school	3.0	Up from 2.0	3.0	4.0
Student-teacher ratio in core subjects	24.4 to 1	Up from 19.1 to 1	17.5 to 1	19.9 to 1
Prime instructional time	89.3%	Up from 87.8%	90.3%	90.4%
Opportunities in the arts	Good	No Change	Good	Good
SACS accreditation	Yes	Up from No	Yes	Yes
Parents attending conferences	100.0%	No Change	100.0%	100.0%
Character development program	Excellent	No Change	Excellent	Excellent
Dollars spent per pupil**	\$7,929	Down 4.0%	\$8,514	\$7,447
Percent of expenditures for instruction**	61.3%	Down from 63.3%	67.6%	68.4%
Percent of expenditures for teacher salaries**	57.1%	Up from 55.8%	63.9%	65.8%
% of AYP objectives met	52.9%	Down from 94.1%	76.9%	90.5%

\* Length of contract = 185+ days.

\*\* Prior year audited financial data available.

## EVALUATION RESULTS

	Teachers	Students*	Parents*
Number of surveys returned	29	58	42
Percent satisfied with learning environment	100.0%	83.9%	80.0%
Percent satisfied with social and physical environment	100.0%	83.9%	94.9%
Percent satisfied with school-home relations	100.0%	94.6%	82.1%

\*Only students at the highest elementary school grade level at this school and their parents were included.

## REPORT OF PRINCIPAL AND SCHOOL IMPROVEMENT COUNCIL

Main Street Elementary School (MSE) is always "Doing What's Right Today for a Better Tomorrow." We were excited about the growth we have made as a school for the 2010-11 school year. We earned a value-added score of 5. A five is the highest score in reaching expected student growth. This is set by the National Institute for Excellence in Teaching. Our school also met 16 out of 17 objectives toward making AYP.

We pride ourselves on our welcoming atmosphere, where positive relationships, with all stakeholders, are built each day. Two of our new initiatives to support this include R.E.A.L. Men Events and our One Village Partnership Program®. MSE has received national recognition for these programs by being highlighted in the 2010 and 2011 editions of the Promising Partnership Practices Book. This book is published by the National Network of Partnership, John Hopkins University. With our One Village Program, parents, businesses, and community members have the chance to impact the lives of our students through academics and the arts.

Other events hosted throughout the year were Family & Curriculum Nights, Principal's Chats, the Hero's Luncheon, Breakfast with Santa, and our Annual Dinner Theater. Parental support of all of your planned events was outstanding!

Our character education support system, C.A.T.C.H. M.E. ©, ensures the best chance for every child to succeed in life. Programs such as our Ladies' and Gentlemen's Clubs, the Ambassador's Program, and our mentoring programs send the simple message of "Believe in you; because we do".

Each month, we honor students who show essential life skills, at our PrinciPal's Luncheon. Students also work to meet the monthly Principal's Challenge, which focus on Academics, Attendance and Attitude. These students are invited to the MSE Incentive Room where you'll see kids engaged with a mini movie theater, snack bar, show stage, board games and a Cub Cash Store with the hottest new gadgets and gizmos.

MSE is dedicated to providing the most up to date technology for its students and staff. Interactive white boards in each class, laptops, e-books, iPads and iTouch systems are made available.

Students, staff, parents, and the community work together to create challenging and safe learning environments that encourage academic excellence, character building, and strong home/school/community relations.

We are looking forward to an exciting 2011-2012 school year as we continue to "Do What's Right Today for a Better Tomorrow"!

Angelia Scott, Principal  
Yvonne McFadden, SIC Chair

Comprehensive detail, including definitions of ratings, performance criteria, and explanations of status, is available on [www.ed.sc.gov](http://www.ed.sc.gov) and [www.eoc.sc.gov](http://www.eoc.sc.gov) as well as school and school district websites.

Printed versions are available from school districts upon request.

### Abbreviations Key

N/A Not Applicable N/AV Not Available N/C Not Collected N/R Not Reported I/S Insufficient Sample TBD To be determined

NI Newly Identified CSI Continuing School Improvement CA Corrective Action RP Plan to Restructure R Restructure DELAY School Improvement Status HOLD School Improvement Status