



# SC Annual School Report Card Summary

LAKE CITY ELEMENTARY  
Florence 3

Grades: PK-5

Enrollment: 479

Principal: Renee M. Kirby

Superintendent: Dr. Keith Callicutt, Interim

Board Chair: Dr. Julia Mims

## PERFORMANCE

Comprehensive detail, including definitions of ratings, performance criteria, and explanations of status, is available on [www.ed.sc.gov](http://www.ed.sc.gov) and [www.eoc.sc.gov](http://www.eoc.sc.gov) as well as school and school district websites. Printed versions are available from school districts upon request.

YEAR	ABSOLUTE RATING	GROWTH RATING	PALMETTO GOLD AND SILVER AWARD		AYP STATUS	NCLB IMPROVEMENT STATUS
			General Performance	Closing the Gap		
2011	At-Risk	Average	TBD	TBD	Not Met	R
2010	Below Average	Average	N/A	N/A	Not Met	R
2009	At-Risk	Average	N/A	N/A	Not Met	R

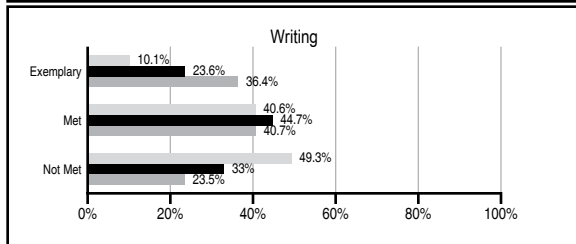
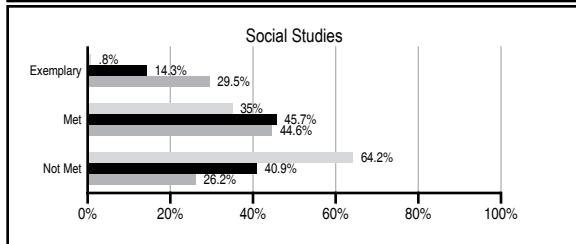
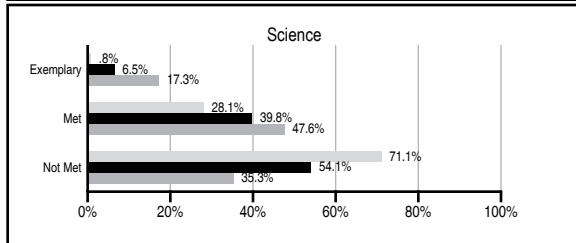
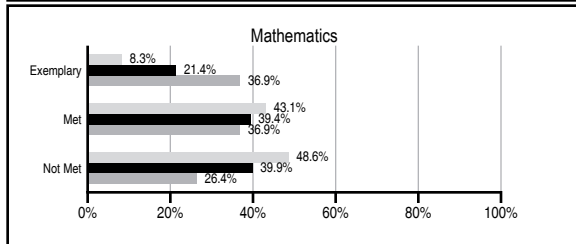
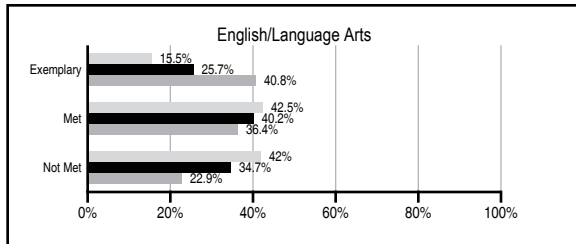
## ABSOLUTE RATINGS OF ELEMENTARY SCHOOLS WITH STUDENTS LIKE OURS\*

EXCELLENT	GOOD	AVERAGE	BELOW AVERAGE	AT-RISK
0	4	70	47	20

\* Ratings are calculated with data available by 11/09/2011. Schools with Students Like Ours are Elementary Schools with Poverty Indices of no more than 5% above or below the index for this school.



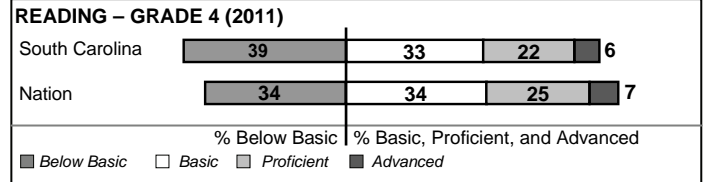
## PASS PERFORMANCE

Our School
  Elementary Schools with Students Like Ours
  Elementary schools statewide



## NAEP PERFORMANCE\*

\* Performance reported for SC and nation, data not available at school level. Percentages at NAEP Achievement Levels.



## SC PERFORMANCE VISION

*By 2020 all students will graduate with the knowledge and skills necessary to compete successfully in the global economy, participate in a democratic society and contribute positively as members of families and communities.*

### Abbreviations Key

N/A Not Applicable N/AV Not Available N/C Not Collected N/R Not Reported I/S Insufficient Sample TBD To be determined

NI Newly Identified CSI Continuing School Improvement CA Corrective Action RP Plan to Restructure R Restructure DELAY School Improvement Status HOLD School Improvement Status

# LAKE CITY ELEMENTARY [Florence 3]

## SCHOOL PROFILE

	Our School	Change from Last Year	Elementary Schools with Students Like Ours	Median Elementary School
<b>Students (n=479)</b>				
Retention rate	0.0%	Down from 0.2%	1.5%	1.1%
Attendance rate	94.5%	Down from 99.8%	96.0%	96.2%
Served by gifted and talented program	2.0%	Up from 1.9%	5.1%	13.4%
With disabilities other than speech	12.8%	Down from 17.1%	4.3%	4.1%
Older than usual for grade	0.2%	Down from 1.3%	0.6%	0.3%
Out-of-school suspensions or expulsions for violent and/or criminal offenses	0.0%	No Change	0.0%	0.0%
<b>Teachers (n=34)</b>				
Teachers with advanced degrees	47.1%	Up from 46.7%	61.9%	62.5%
Continuing contract teachers	64.7%	Up from 60.0%	81.8%	88.2%
Teachers returning from previous year	80.7%	Up from 75.9%	84.6%	87.8%
Teacher attendance rate	93.2%	Down from 95.8%	95.2%	95.2%
Average teacher salary*	\$44,297	Up 4.9%	\$45,188	\$46,773
Classes not taught by highly qualified teachers	0.0%	Down from 6.3%	0.0%	0.0%
Professional development days/teacher	29.1 days	Up from 24.4 days	10.6 days	10.5 days
<b>School</b>				
Principal's years at school	3.0	Up from 2.0	3.0	4.0
Student-teacher ratio in core subjects	17.3 to 1	Down from 22.1 to 1	17.5 to 1	19.9 to 1
Prime instructional time	85.8%	Down from 94.8%	90.1%	90.4%
Opportunities in the arts	Good	No Change	Good	Good
SACS accreditation	Yes	Up from No	Yes	Yes
Parents attending conferences	100.0%	No Change	100.0%	100.0%
Character development program	Excellent	Up from Good	Excellent	Excellent
Dollars spent per pupil**	\$7,995	Down 0.6%	\$8,760	\$7,447
Percent of expenditures for instruction**	58.5%	Down from 63.6%	67.5%	68.4%
Percent of expenditures for teacher salaries**	54.1%	Down from 57.3%	63.9%	65.8%
% of AYP objectives met	52.9%	Down from 94.1%	76.9%	90.5%

\* Length of contract = 185+ days.

\*\* Prior year audited financial data available.

## EVALUATION RESULTS

	Teachers	Students*	Parents*
Number of surveys returned	31	75	35
Percent satisfied with learning environment	87.1%	87.8%	88.2%
Percent satisfied with social and physical environment	90.3%	82.7%	84.4%
Percent satisfied with school-home relations	70.0%	86.7%	87.5%

\*Only students at the highest elementary school grade level at this school and their parents were included.

## REPORT OF PRINCIPAL AND SCHOOL IMPROVEMENT COUNCIL

Lake City Elementary's mission is Building Excellence: Every Child, Every Chance, Every Day. During the 2010-2011 school year, the Lake City community of staff, students, and parents worked together to accomplish our goals. LCE houses 487 students 4K to 5th grade. While we did not make AYP, the school met 16 of the 17 objectives. This accomplishment has never been done before in our school history.

LCE moved from "At-Risk" to "Below Average" rating on our school report card and maintained our "Average" improvement rating. Other accomplishments this year included receiving a "Save the Children" and an "ABC Arts" grant. Again, this year, the ABC grant enabled us to bring in three artists-in residence. Students learned to express themselves through dance and drama. Our students were thrilled to have a Broadway performer to help choreograph our African American program. Our performing arts groups were invited to entertain at several community events. Our Save the Children grant continues to help us maintain our focus on literacy and fitness. We provided our students with nutrition and fitness education through the CHANGE program. Combining our morning program with an early exercise opportunity started everyone's day with energy. Movement has become an important part of our day.

LCE's School Improvement Council is also an important part of our team for continuous improvement. Monthly family nights provide parents with an opportunity to see our choral, dance, drama, and artist perform, as well as participate in workshops centered on topics of need from our parent survey. "Taking it to the Streets" was one of our most successful community involvement outreach programs this year.

LCE uses standards based curriculum that incorporates technology and the arts to engage our children. Using the Balanced Literacy model along with a strong emphasis on AIMS math lessons, LCE experienced incredible gains on spring MAP scores. The continuation of TAP ensured that our staff had site-based staff development centered on authentic student work. As a staff, we have used all sources of data to help us implement instruction to meet the needs of each student.

At LCE, we will continue to soar to new heights because of our strong partnership between home and school. We will continue to provide our students with quality instruction as we all strive for excellence.

Renee Kirby, Principal  
Anna Washington and Renota Washington, SIC co-chairpersons

Comprehensive detail, including definitions of ratings, performance criteria, and explanations of status, is available on [www.ed.sc.gov](http://www.ed.sc.gov) and [www.eoc.sc.gov](http://www.eoc.sc.gov) as well as school and school district websites.

Printed versions are available from school districts upon request.

### Abbreviations Key

N/A Not Applicable N/AV Not Available N/C Not Collected N/R Not Reported I/S Insufficient Sample TBD To be determined  
NI Newly Identified CSI Continuing School Improvement CA Corrective Action RP Plan to Restructure R Restructure DELAY School Improvement Status HOLD School Improvement Status