



# SC Annual School Report Card Summary

**HANNAH-PAMPLICO ELEMENTARY/MIDDLE**  
**Florence 2**  
**Grades: PK-8** Enrollment: 913  
**Principal: Debbie M. Carter**  
**Superintendent: Robert E. Sullivan Jr.**  
**Board Chair: Mrs. Elleveen T. Poston**

## PERFORMANCE

Comprehensive detail, including definitions of ratings, performance criteria, and explanations of status, is available on [www.ed.sc.gov](http://www.ed.sc.gov) and [www.eoc.sc.gov](http://www.eoc.sc.gov) as well as school and school district websites. Printed versions are available from school districts upon request.

YEAR	ABSOLUTE RATING	GROWTH RATING	PALMETTO GOLD AND SILVER AWARD		AYP STATUS	NCLB IMPROVEMENT STATUS
			General Performance	Closing the Gap		
2011	Average	Good	TBD	TBD	Not Met	R
2010	Average	Average	N/A	N/A	Not Met	R
2009	Average	Average	N/A	N/A	Not Met	R

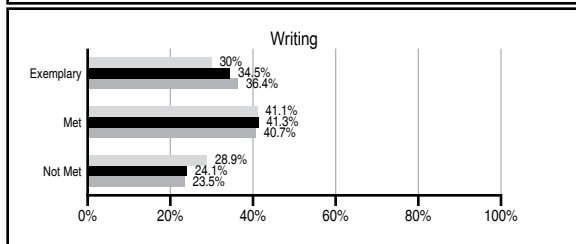
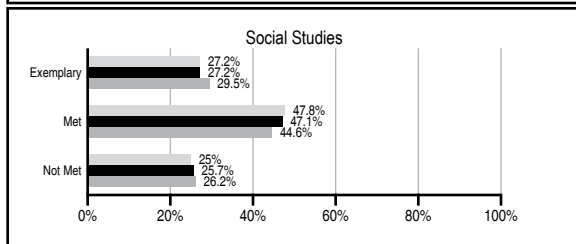
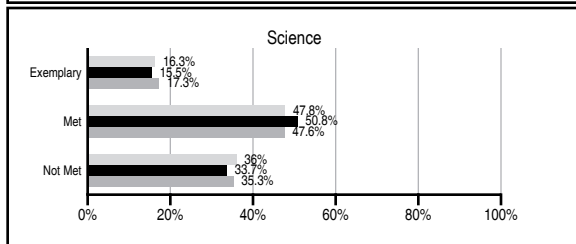
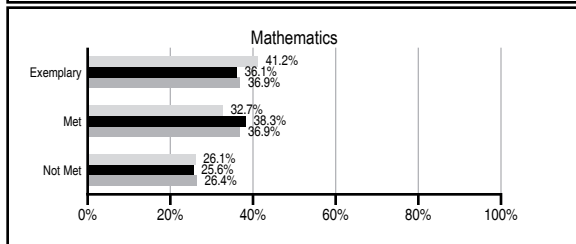
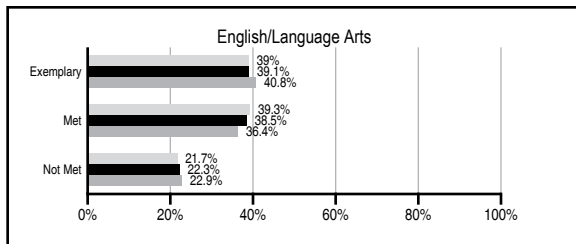
## ABSOLUTE RATINGS OF ELEMENTARY SCHOOLS WITH STUDENTS LIKE OURS\*

EXCELLENT	GOOD	AVERAGE	BELOW AVERAGE	AT-RISK
13	33	72	5	0

\* Ratings are calculated with data available by 11/09/2011. Schools with Students Like Ours are Elementary Schools with Poverty Indices of no more than 5% above or below the index for this school.

## PASS PERFORMANCE

Our School
  Elementary Schools with Students Like Ours
  Elementary schools statewide



## NAEP PERFORMANCE\*

\* Performance reported for SC and nation, data not available at school level. Percentages at NAEP Achievement Levels.



## SC PERFORMANCE VISION

*By 2020 all students will graduate with the knowledge and skills necessary to compete successfully in the global economy, participate in a democratic society and contribute positively as members of families and communities.*

### Abbreviations Key

N/A Not Applicable N/AV Not Available N/C Not Collected N/R Not Reported I/S Insufficient Sample TBD To be determined

NI Newly Identified CSI Continuing School Improvement CA Corrective Action RP Plan to Restructure R Restructure DELAY School Improvement Status HOLD School Improvement Status

# HANNAH-PAMPLICO ELEMENTARY/MIDDLE [Florence 2]

## SCHOOL PROFILE

	Our School	Change from Last Year	Elementary Schools with Students Like Ours	Median Elementary School
<b>Students (n=913)</b>				
Retention rate	2.8%	Up from 1.9%	1.0%	1.1%
Attendance rate	95.7%	Up from 95.4%	96.0%	96.2%
Served by gifted and talented program	7.7%	Down from 7.9%	12.9%	13.4%
With disabilities other than speech	5.3%	Down from 11.4%	4.9%	4.1%
Older than usual for grade	3.1%	Up from 3.0%	0.3%	0.3%
Out-of-school suspensions or expulsions for violent and/or criminal offenses	0.8%	Down from 1.1%	0.0%	0.0%
<b>Teachers (n=48)</b>				
Teachers with advanced degrees	62.5%	Up from 58.8%	61.5%	62.5%
Continuing contract teachers	87.5%	Up from 86.3%	90.9%	88.2%
Teachers returning from previous year	86.2%	Down from 86.3%	88.1%	87.8%
Teacher attendance rate	95.1%	Up from 94.0%	95.0%	95.2%
Average teacher salary*	\$43,604	Up 1.0%	\$46,613	\$46,773
Classes not taught by highly qualified teachers	9.6%	Up from 0.0%	0.0%	0.0%
Professional development days/teacher	7.9 days	Down from 12.8 days	11.1 days	10.5 days
<b>School</b>				
Principal's years at school	5.0	Up from 4.0	4.0	4.0
Student-teacher ratio in core subjects	23.5 to 1	Up from 23.3 to 1	19.7 to 1	19.9 to 1
Prime instructional time	90.1%	Up from 87.5%	90.2%	90.4%
Opportunities in the arts	Poor	No Change	Good	Good
SACS accreditation	Yes	No Change	Yes	Yes
Parents attending conferences	100.0%	Up from 99.1%	100.0%	100.0%
Character development program	Average	No Change	Excellent	Excellent
Dollars spent per pupil**	\$5,777	Down 6.0%	\$7,307	\$7,447
Percent of expenditures for instruction**	69.4%	Down from 72.1%	67.9%	68.4%
Percent of expenditures for teacher salaries**	67.6%	Up from 66.1%	65.3%	65.8%
% of AYP objectives met	81.0%	Down from 90.5%	92.3%	90.5%

\* Length of contract = 185+ days.

\*\* Prior year audited financial data available.

## EVALUATION RESULTS

	Teachers	Students*	Parents*
Number of surveys returned	N/A	N/A	N/A
Percent satisfied with learning environment	N/A	N/A	N/A
Percent satisfied with social and physical environment	N/A	N/A	N/A
Percent satisfied with school-home relations	N/A	N/A	N/A

\*Only students at the highest elementary school grade level at this school and their parents were included.

Comprehensive detail, including definitions of ratings, performance criteria, and explanations of status, is available on [www.ed.sc.gov](http://www.ed.sc.gov) and [www.eoc.sc.gov](http://www.eoc.sc.gov) as well as school and school district websites.

Printed versions are available from school districts upon request.

## REPORT OF PRINCIPAL AND SCHOOL IMPROVEMENT COUNCIL

Hannah-Pamplico Elementary Middle is a child-centered, community school dedicated to providing a warm, friendly, and challenging environment in which all students are offered the educational opportunities to become productive, responsible citizens. We believe that all children can learn if all members of our educational family work closely together. During 2010-2011, our students, staff, and parents united to work toward improving student achievement, professional development, and parental involvement.

According to 2010 PASS results, HPEM successfully met 19 of 21 objectives (90.4%) for Adequate Yearly Progress. The middle school advanced a level and the elementary school maintained its level on the EOC Report Card rating. Budget challenges in the 2010-2011 school year resulted in fewer teachers and limited instructional opportunities in science, social studies, single-gender classes, etc. Although PASS results reflected these challenges, improvements were seen in some areas. This year HPEM continued to focus on improving student achievement levels by maintaining effective initiatives such as inquiry-based instruction and authentic learning; Race to Read, a focused time devoted to reading/conferencing; Thinking Maps, a visual teaching tool to focus and connect learning; Measures of Academic Progress testing; technology integration; single-gender grouping; Soar to Success, a reading improvement program; Classworks, an individualized computer-assistance program aligned to reading and math MAP scores; and Write from the Beginning/Write for the Future, the Thinking Maps writing companion piece. The Special Education department implemented a new curriculum, SRA, to provide targeted reading and math intervention. Professional development focused on intensive data analysis, standards-based assessments and curriculum alignment, and technology integration. Teachers benefited from workshops and the support of consultants from the Pee Dee Center, the Educational Resources Group, and the FMU Center of Excellence.

Our faculty and students have made significant accomplishments this year. Several teachers attained advanced degrees and received grants. Eleven eighth graders were named SC Junior Scholars. A sixth grader participated in the regional spelling bee at FMU. The Jr. Beta Club inducted 50 students. All students participated in our fine arts program, which included productions of Seussical, the Musical, Holiday Zoobilee, Go West, and We're Making Music in our School. The Special Education and PE Departments sponsored Special Olympics which included thirty-six athletes from two schools. Our elementary students continued to break their own records by passing Accelerated Reader book tests. Parents, grandparents, and community members actively participated in Grandparents' Day, Field Day, Month of the Young Adolescent, Pastries for Parents, and other activities. Our PTO and School Improvement Council sponsored several activities to support HPEM, including a joint food drive with Jr. Beta which resulted in approximately 3,000 canned goods for the Harvest Hope Food Bank.

As always, we are proud of our school and the community it represents. We anxiously await the opportunities and experiences of another great year at HPEM.

Debbie M. Carter and H. Legrande Richardson, Principals  
Greg Poston, SIC President

### Abbreviations Key

N/A Not Applicable N/AV Not Available N/C Not Collected N/R Not Reported I/S Insufficient Sample TBD To be determined  
NI Newly Identified CSI Continuing School Improvement CA Corrective Action RP Plan to Restructure R Restructure DELAY School Improvement Status HOLD School Improvement Status