



SC Annual School Report Card Summary

FAIRFIELD MAGNET SCHOOL FOR MATH & SCIENCE
Fairfield
Grades: PK-6 Enrollment: 420
Principal: Shayera Whitfield
Superintendent: Dr. Patrice Robinson
Board Chair: Mr. Ronald Smith

PERFORMANCE

Comprehensive detail, including definitions of ratings, performance criteria, and explanations of status, is available on www.ed.sc.gov and www.eoc.sc.gov as well as school and school district websites. Printed versions are available from school districts upon request.

YEAR	ABSOLUTE RATING	GROWTH RATING	PALMETTO GOLD AND SILVER AWARD		AYP STATUS	NCLB IMPROVEMENT STATUS
			General Performance	Closing the Gap		
2011	Average	Excellent	TBD	TBD	Met	N/A
2010	Average	Average	N/A	N/A	Met	N/A
2009	Average	Average	N/A	N/A	Met	N/A

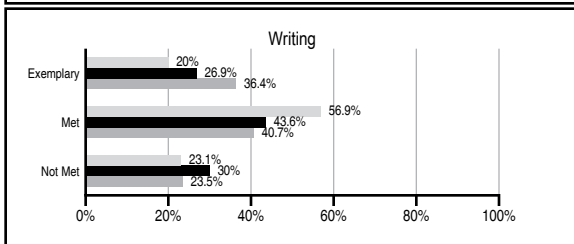
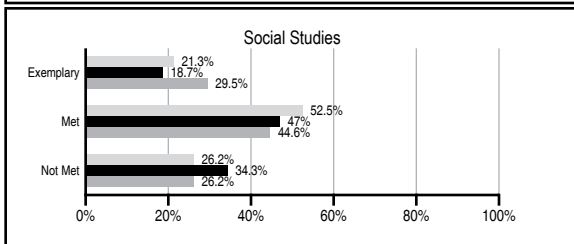
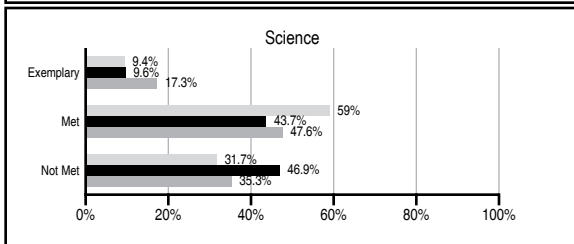
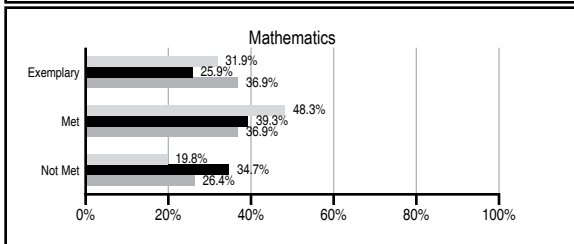
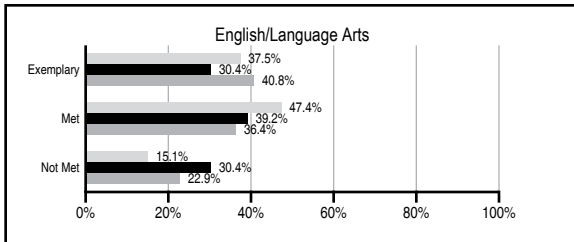
ABSOLUTE RATINGS OF ELEMENTARY SCHOOLS WITH STUDENTS LIKE OURS*

EXCELLENT	GOOD	AVERAGE	BELOW AVERAGE	AT-RISK
4	12	96	30	7

* Ratings are calculated with data available by 11/09/2011. Schools with Students Like Ours are Elementary Schools with Poverty Indices of no more than 5% above or below the index for this school.

PASS PERFORMANCE

Our School
 Elementary Schools with Students Like Ours
 Elementary schools statewide



NAEP PERFORMANCE*

* Performance reported for SC and nation, data not available at school level. Percentages at NAEP Achievement Levels.



SC PERFORMANCE VISION

By 2020 all students will graduate with the knowledge and skills necessary to compete successfully in the global economy, participate in a democratic society and contribute positively as members of families and communities.

Abbreviations Key

N/A Not Applicable N/AV Not Available N/C Not Collected N/R Not Reported I/S Insufficient Sample TBD To be determined

NI Newly Identified CSI Continuing School Improvement CA Corrective Action RP Plan to Restructure R Restructure DELAY School Improvement Status HOLD School Improvement Status

FAIRFIELD MAGNET SCHOOL FOR MATH & SCIENCE

SCHOOL PROFILE

	Our School	Change from Last Year	Elementary Schools with Students Like Ours	Median Elementary School
Students (n=420)				
Retention rate	0.0%	No Change	1.4%	1.1%
Attendance rate	97.2%	Up from 96.4%	95.9%	96.2%
Served by gifted and talented program	31.8%	Up from 24.1%	8.1%	13.4%
With disabilities other than speech	1.3%	Down from 2.9%	4.5%	4.1%
Older than usual for grade	0.0%	No Change	0.5%	0.3%
Out-of-school suspensions or expulsions for violent and/or criminal offenses	0.0%	Down from 0.5%	0.0%	0.0%
Teachers (n=34)				
Teachers with advanced degrees	47.1%	Up from 32.3%	61.4%	62.5%
Continuing contract teachers	82.4%	Up from 48.4%	85.4%	88.2%
Teachers returning from previous year	54.3%	Down from 55.5%	86.4%	87.8%
Teacher attendance rate	92.8%	Down from 93.8%	95.1%	95.2%
Average teacher salary*	\$42,701	Up 3.8%	\$45,698	\$46,773
Classes not taught by highly qualified teachers	2.6%	Up from 2.5%	0.0%	0.0%
Professional development days/teacher	7.8 days	Down from 8.5 days	10.5 days	10.5 days
School				
Principal's years at school	1.0	Down from 1.5	4.0	4.0
Student-teacher ratio in core subjects	8.9 to 1	Down from 18.0 to 1	18.3 to 1	19.9 to 1
Prime instructional time	88.3%	Down from 89.2%	90.0%	90.4%
Opportunities in the arts	Excellent	No Change	Good	Good
SACS accreditation	Yes	No Change	Yes	Yes
Parents attending conferences	88.8%	Down from 97.1%	100.0%	100.0%
Character development program	Good	Up from Below Average	Excellent	Excellent
Dollars spent per pupil**	\$7,626	Down 0.3%	\$7,852	\$7,447
Percent of expenditures for instruction**	69.2%	Down from 71.8%	67.9%	68.4%
Percent of expenditures for teacher salaries**	66.9%	Up from 63.7%	64.8%	65.8%
% of AYP objectives met	100.0%	No Change	82.4%	90.5%

* Length of contract = 185+ days.

** Prior year audited financial data available.

EVALUATION RESULTS

	Teachers	Students*	Parents*
Number of surveys returned	30	60	34
Percent satisfied with learning environment	90.0%	78.3%	84.8%
Percent satisfied with social and physical environment	80.0%	81.7%	78.8%
Percent satisfied with school-home relations	86.7%	95.0%	78.8%

*Only students at the highest elementary school grade level at this school and their parents were included.

Comprehensive detail, including definitions of ratings, performance criteria, and explanations of status, is available on www.ed.sc.gov and www.eoc.sc.gov as well as school and school district websites.

Printed versions are available from school districts upon request.

REPORT OF PRINCIPAL AND SCHOOL IMPROVEMENT COUNCIL

The 2010-2011 school year at Fairfield Magnet School for Math and Science was an outstanding one as we were "Improving Tomorrow by Learning Today."

Our students continued to progress in many ways. We focused our attention on raising the bar to surpass the accomplishments of the previous year. To do this, we focused on closing the achievement gap using a variety of best practices driven by our curriculum standards. We successfully implemented using data to drive instruction, focused on rigorous teaching, and embedded intervention throughout the academic year and small group reading and math instruction to focus on annual growth for all students. Two of our sixth grade students were recognized for their science accomplishments at the state Science Fair. Students were recognized by the district for achieving Exemplary in two or more areas on the 2010 PASS. We celebrated our students who achieved their MAP goals and made gains from fall to spring. Many of our students received awards for the arts and academics throughout the year, as well as making the Principal's Honor Roll. This year, we received the Farm-to School grant that will allow our students to plant on-site gardens aimed at getting fresh fruits and vegetables onto lunchroom tables and practice healthy eating habits. The implementation of the Best Foot Forward Club has also improved the healthy eating habits of many of our students.

Increasing learning and leadership opportunities beyond the classroom for our students is one of our goals. We saw growth in our students' accomplishments on the MAP test. Students who were demonstrating lack of growth were included in our RTI (Response to Intervention) groups, where additional attention was given to that student and a plan developed and implemented to monitor student's progress. Our students participated in the Wildcat Morning Show, chorus, drumline, Media Assistant Team, Dance Company, Flag Patrol, Art Works and special performances to showcase their talents.

We held many educational, informative, and motivational events in an effort to increase learning opportunities and community involvement. Meet and Greet, Open House, Pastries for Parents, Field Day, PASS Rally, Family Math and Science Night, Family Literacy Night, the Science Fair, Career Fair, Pageant, and student PTO performances are some events that enhanced learning and engaged students in fun, standard-based activities. Many of our music, dance, art, and Spanish students participated in the two parades held in our community. Parent support of these events was great this year!

In addition to providing a challenging curriculum, the school continues to offer a stellar Fine Arts program. Dance, Strings, Music, Spanish, Art, Chorus, Show Band, and Drumline provided an additional platform for students to showcase their talents. Teachers implemented rigorous instructional practices based on data analysis and Barbara Blackburn's book *Rigor is Not a Four Letter Word*. "Yardsticks to Success" behavioral management system, Green Day celebrations, and positive referrals remain instrumental in encouraging positive student behavior.

For the 2011-2012 school year, we will enhance our curriculum by implementing the STEMS model and exposing our students to technology and engineering which will accompany the math and science curriculum. Teachers will continue to use the work of Barbara Blackburn, the author of *Rigor is Not a Four Letter Word*, as they strive to challenge our students to be thinkers and learners.

Abbreviations Key

N/A Not Applicable N/AV Not Available N/C Not Collected N/R Not Reported I/S Insufficient Sample TBD To be determined
NI Newly Identified CSI Continuing School Improvement CA Corrective Action RP Plan to Restructure R Restructure DELAY School Improvement Status HOLD School Improvement Status