



# SC Annual School Report Card Summary

**KELLY MILLER ELEMENTARY**  
**Fairfield**  
**Grades: PK-6** Enrollment: 252  
**Principal: Lillian R. Potter Arnold**  
**Superintendent: Dr. Patrice Robinson**  
**Board Chair: Mr. Ronald Smith**

## PERFORMANCE

Comprehensive detail, including definitions of ratings, performance criteria, and explanations of status, is available on [www.ed.sc.gov](http://www.ed.sc.gov) and [www.eoc.sc.gov](http://www.eoc.sc.gov) as well as school and school district websites. Printed versions are available from school districts upon request.

YEAR	ABSOLUTE RATING	GROWTH RATING	PALMETTO GOLD AND SILVER AWARD		AYP STATUS	NCLB IMPROVEMENT STATUS
			General Performance	Closing the Gap		
2011	Average	Excellent	TBD	TBD	Met	N/A
2010	Average	Excellent	Gold	Silver	Met	N/A
2009	Average	Average	N/A	N/A	Met	N/A

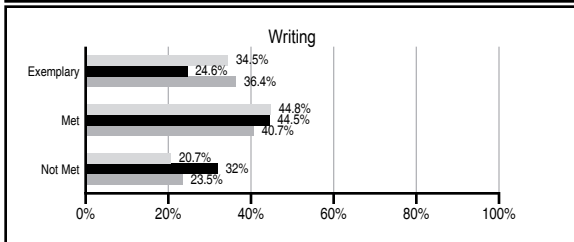
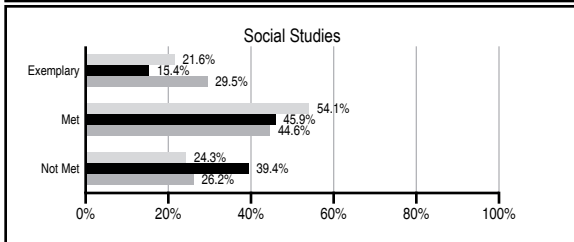
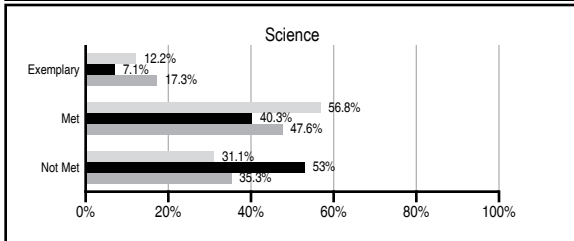
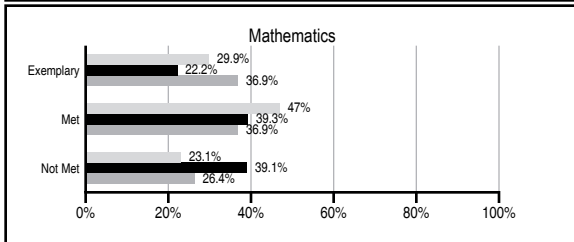
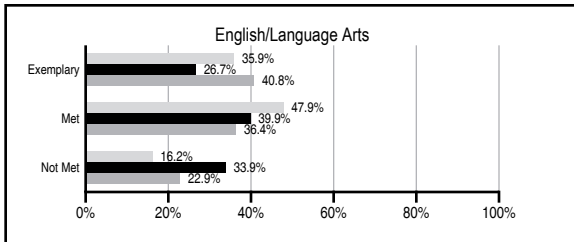
## ABSOLUTE RATINGS OF ELEMENTARY SCHOOLS WITH STUDENTS LIKE OURS\*

EXCELLENT	GOOD	AVERAGE	BELOW AVERAGE	AT-RISK
2	8	87	51	23

\* Ratings are calculated with data available by 11/09/2011. Schools with Students Like Ours are Elementary Schools with Poverty Indices of no more than 5% above or below the index for this school.

## PASS PERFORMANCE

Our School
  Elementary Schools with Students Like Ours
  Elementary schools statewide



## NAEP PERFORMANCE\*

\* Performance reported for SC and nation, data not available at school level. Percentages at NAEP Achievement Levels.



## SC PERFORMANCE VISION

*By 2020 all students will graduate with the knowledge and skills necessary to compete successfully in the global economy, participate in a democratic society and contribute positively as members of families and communities.*

### Abbreviations Key

N/A Not Applicable N/AV Not Available N/C Not Collected N/R Not Reported I/S Insufficient Sample TBD To be determined

NI Newly Identified CSI Continuing School Improvement CA Corrective Action RP Plan to Restructure R Restructure DELAY School Improvement Status HOLD School Improvement Status

# KELLY MILLER ELEMENTARY [Fairfield]

## SCHOOL PROFILE

	Our School	Change from Last Year	Elementary Schools with Students Like Ours	Median Elementary School
<b>Students (n=252)</b>				
Retention rate	1.9%	Down from 3.2%	1.5%	1.1%
Attendance rate	97.5%	Up from 96.0%	96.2%	96.2%
Served by gifted and talented program	21.2%	Up from 11.9%	5.3%	13.4%
With disabilities other than speech	4.6%	Down from 9.8%	4.2%	4.1%
Older than usual for grade	0.0%	Down from 0.5%	0.5%	0.3%
Out-of-school suspensions or expulsions for violent and/or criminal offenses	0.0%	No Change	0.0%	0.0%
<b>Teachers (n=20)</b>				
Teachers with advanced degrees	70.0%	Up from 68.4%	61.9%	62.5%
Continuing contract teachers	80.0%	Up from 63.2%	82.3%	88.2%
Teachers returning from previous year	85.8%	Up from 80.3%	84.7%	87.8%
Teacher attendance rate	92.4%	Down from 95.2%	95.2%	95.2%
Average teacher salary*	\$42,933	Down 0.2%	\$45,196	\$46,773
Classes not taught by highly qualified teachers	0.0%	No Change	0.0%	0.0%
Professional development days/teacher	11.6 days	Down from 12.0 days	10.6 days	10.5 days
<b>School</b>				
Principal's years at school	3.0	Up from 2.0	4.0	4.0
Student-teacher ratio in core subjects	13.5 to 1	Up from 11.2 to 1	17.6 to 1	19.9 to 1
Prime instructional time	88.0%	Down from 89.3%	90.3%	90.4%
Opportunities in the arts	Good	No Change	Good	Good
SACS accreditation	Yes	No Change	Yes	Yes
Parents attending conferences	100.0%	Up from 99.8%	100.0%	100.0%
Character development program	Excellent	No Change	Excellent	Excellent
Dollars spent per pupil**	\$9,148	Down 10.9%	\$8,435	\$7,447
Percent of expenditures for instruction**	64.0%	Up from 63.9%	67.8%	68.4%
Percent of expenditures for teacher salaries**	61.4%	Up from 59.6%	64.7%	65.8%
% of AYP objectives met	100.0%	No Change	76.9%	90.5%

\* Length of contract = 185+ days.

\*\* Prior year audited financial data available.

## EVALUATION RESULTS

	Teachers	Students*	Parents*
Number of surveys returned	15	21	20
Percent satisfied with learning environment	86.7%	85.7%	85.0%
Percent satisfied with social and physical environment	86.7%	71.4%	94.7%
Percent satisfied with school-home relations	50.0%	95.2%	85.0%

\*Only students at the highest elementary school grade level at this school and their parents were included.

## REPORT OF PRINCIPAL AND SCHOOL IMPROVEMENT COUNCIL

Kelly Miller Elementary School has experienced an outstanding year. Our success is a result of a commitment to student achievement by all stakeholders. Working together with all stakeholders, we continue to provide a nurturing, safe, and orderly environment while promoting high expectations for academic and social achievement in a diverse society.

We are proud that once again one of our fifth grade students received the State Superintendent's Writing Award. Our teachers provide a standard-based curriculum; utilize common assessments, Measures of Academic Progress (MAP) and Test for Higher Standards to make informed data-based instructional decisions for each student, as we strive to prepare them for the 21st century.

Our students made notable gains on the Palmetto Assessment of State Standards (PASS) in the spring of 2010. The performance of our students allowed KMES to meet Adequate Yearly Progress (AYP). We received an Absolute Rating of Average and a Growth Rating of Excellent on the South Carolina School Report Card; we thereby qualified for the Palmetto Gold Award for academic excellence and the Palmetto Silver Award for closing the achievement gap for historically underperforming students. By partnering with Chameleon Inspirations Learning Center, SCANA Homework Center, and Winthrop University's NetSCOPE, we are utilizing a community "team effort" to educate our children.

Tobias Chappell, SIC Chairperson  
Lillian R. Potter Arnold, Principal

Comprehensive detail, including definitions of ratings, performance criteria, and explanations of status, is available on [www.ed.sc.gov](http://www.ed.sc.gov) and [www.eoc.sc.gov](http://www.eoc.sc.gov) as well as school and school district websites.

Printed versions are available from school districts upon request.

### Abbreviations Key

N/A Not Applicable N/AV Not Available N/C Not Collected N/R Not Reported I/S Insufficient Sample TBD To be determined  
NI Newly Identified CSI Continuing School Improvement CA Corrective Action RP Plan to Restructure R Restructure DELAY School Improvement Status HOLD School Improvement Status