



# SC Annual School Report Card Summary

**HARLEVILLE-RIDGEVILLE ELEMENTARY**  
**Dorchester 4**  
**Grades: PK-5** Enrollment: 436  
**Principal: Dr. Morris Ravenell**  
**Superintendent: Mr. Jerry G. Montjoy**  
**Board Chair: Dr. Kenneth Jenkins**

## PERFORMANCE

Comprehensive detail, including definitions of ratings, performance criteria, and explanations of status, is available on [www.ed.sc.gov](http://www.ed.sc.gov) and [www.eoc.sc.gov](http://www.eoc.sc.gov) as well as school and school district websites. Printed versions are available from school districts upon request.

YEAR	ABSOLUTE RATING	GROWTH RATING	PALMETTO GOLD AND SILVER AWARD		AYP STATUS	NCLB IMPROVEMENT STATUS
			General Performance	Closing the Gap		
2011	Average	Average	TBD	TBD	Met	N/A
2010	Average	Average	N/A	N/A	Met	N/A
2009	Average	Average	N/A	N/A	Met	N/A

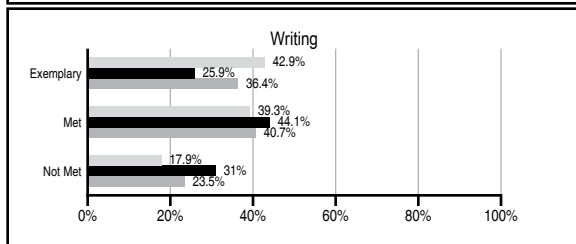
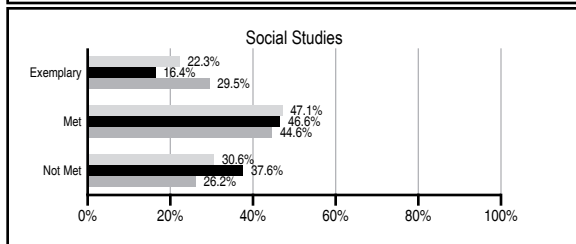
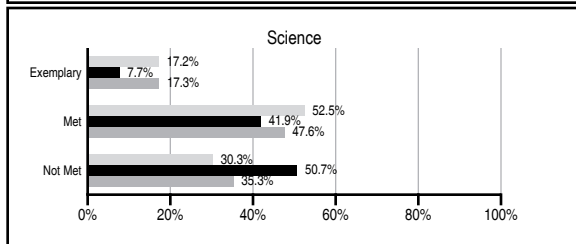
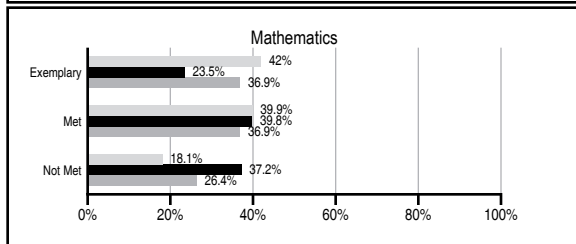
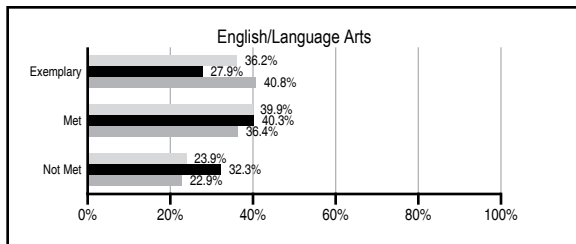
## ABSOLUTE RATINGS OF ELEMENTARY SCHOOLS WITH STUDENTS LIKE OURS\*

EXCELLENT	GOOD	AVERAGE	BELOW AVERAGE	AT-RISK
3	9	110	50	19

\* Ratings are calculated with data available by 11/09/2011. Schools with Students Like Ours are Elementary Schools with Poverty Indices of no more than 5% above or below the index for this school.

## PASS PERFORMANCE

Our School
  Elementary Schools with Students Like Ours
  Elementary schools statewide



## NAEP PERFORMANCE\*

\* Performance reported for SC and nation, data not available at school level. Percentages at NAEP Achievement Levels.



## SC PERFORMANCE VISION

*By 2020 all students will graduate with the knowledge and skills necessary to compete successfully in the global economy, participate in a democratic society and contribute positively as members of families and communities.*

### Abbreviations Key

N/A Not Applicable N/AV Not Available N/C Not Collected N/R Not Reported I/S Insufficient Sample TBD To be determined

NI Newly Identified CSI Continuing School Improvement CA Corrective Action RP Plan to Restructure R Restructure DELAY School Improvement Status HOLD School Improvement Status

# HARLEYVILLE-RIDGEVILLE ELEMENTARY [Dorchester

## SCHOOL PROFILE

	Our School	Change from Last Year	Elementary Schools with Students Like Ours	Median Elementary School
<b>Students (n=436)</b>				
Retention rate	3.6%	Up from 1.5%	1.5%	1.1%
Attendance rate	95.7%	Up from 94.6%	95.9%	96.2%
Served by gifted and talented program	6.3%	Up from 2.4%	6.1%	13.4%
With disabilities other than speech	7.4%	Down from 8.8%	4.3%	4.1%
Older than usual for grade	0.5%	Down from 1.5%	0.5%	0.3%
Out-of-school suspensions or expulsions for violent and/or criminal offenses	0.0%	No Change	0.0%	0.0%
<b>Teachers (n=35)</b>				
Teachers with advanced degrees	62.9%	Down from 65.7%	61.8%	62.5%
Continuing contract teachers	91.4%	Down from 97.1%	83.3%	88.2%
Teachers returning from previous year	96.0%	Up from 89.6%	85.4%	87.8%
Teacher attendance rate	94.0%	Up from 92.9%	95.0%	95.2%
Average teacher salary*	\$48,433	Up 0.1%	\$45,346	\$46,773
Classes not taught by highly qualified teachers	1.3%	Up from 0.0%	0.0%	0.0%
Professional development days/teacher	6.5 days	Down from 8.9 days	10.6 days	10.5 days
<b>School</b>				
Principal's years at school	7.0	Up from 6.0	3.8	4.0
Student-teacher ratio in core subjects	16.3 to 1	Up from 16.0 to 1	17.9 to 1	19.9 to 1
Prime instructional time	88.8%	Up from 86.4%	89.9%	90.4%
Opportunities in the arts	Good	No Change	Good	Good
SACS accreditation	Yes	No Change	Yes	Yes
Parents attending conferences	100.0%	Up from 98.7%	100.0%	100.0%
Character development program	Good	No Change	Excellent	Excellent
Dollars spent per pupil**	\$10,061	Down 3.5%	\$8,233	\$7,447
Percent of expenditures for instruction**	67.2%	Down from 68.2%	68.0%	68.4%
Percent of expenditures for teacher salaries**	64.2%	Up from 63.8%	64.2%	65.8%
% of AYP objectives met	100.0%	No Change	76.9%	90.5%

\* Length of contract = 185+ days.

\*\* Prior year audited financial data available.

## REPORT OF PRINCIPAL AND SCHOOL IMPROVEMENT COUNCIL

The faculty and staff at Harleyville-Ridgeville Elementary, along with the School Improvement Council, have continued to concentrate their efforts to ensure that each child gets the most from their educational experiences. Initiatives have been implemented to focus on the child as an individual learner.

Some initiatives that were utilized during the 2010 –2011 school year include: an After-School Homework Center, a Writing Consultant for grades four and five, a Math Consultant for grades K-5, ELA and Math Intervention Groups, several Computer Assisted Instruction Programs, and Response to Intervention Groups.

We have also implemented initiatives such as the Junior Robotics Team, the Junior Beta Club, Recycling Troopers, and the Wee Postal System to involve students in service learning experiences.

We continue to analyze the data from the MAP, PASS, Domine, Study Island, and other assessments to address instructional needs in the classroom. Grade level teams meet weekly to address areas of concern.

We are proud of our students' achievements academically and socially. As a school community, we continue to encourage character development as well as academic excellence. Our parents and the community have been very supportive of our efforts and are a valuable part of the education process.

We believe that with high expectations and support, our children will continue to achieve and excel.

Harriett Ramsey,  
SIC Chair

Morris Ravenell, Ed.D  
Principal

## EVALUATION RESULTS

	Teachers	Students*	Parents*
Number of surveys returned	28	58	53
Percent satisfied with learning environment	82.1%	81.0%	64.7%
Percent satisfied with social and physical environment	89.3%	67.2%	64.2%
Percent satisfied with school-home relations	46.4%	77.6%	74.5%

\*Only students at the highest elementary school grade level at this school and their parents were included.

Comprehensive detail, including definitions of ratings, performance criteria, and explanations of status, is available on [www.ed.sc.gov](http://www.ed.sc.gov) and [www.eoc.sc.gov](http://www.eoc.sc.gov) as well as school and school district websites.

Printed versions are available from school districts upon request.

### Abbreviations Key

N/A Not Applicable N/AV Not Available N/C Not Collected N/R Not Reported I/S Insufficient Sample TBD To be determined

NI Newly Identified CSI Continuing School Improvement CA Corrective Action RP Plan to Restructure R Restructure DELAY School Improvement Status HOLD School Improvement Status