



SC Annual School Report Card Summary

WILLIAM M REEVES ELEMENTARY
Dorchester 2
Grades: PK-5 Enrollment: 922
Principal: Laura Blanchard
Superintendent: Joseph R. Pye
Board Chair: Frances Townsend

PERFORMANCE

Comprehensive detail, including definitions of ratings, performance criteria, and explanations of status, is available on www.ed.sc.gov and www.eoc.sc.gov as well as school and school district websites. Printed versions are available from school districts upon request.

YEAR	ABSOLUTE RATING	GROWTH RATING	PALMETTO GOLD AND SILVER AWARD		AYP STATUS	NCLB IMPROVEMENT STATUS
			General Performance	Closing the Gap		
2011	Excellent	Excellent	TBD	TBD	Met	N/A
2010	Excellent	Good	Gold	Silver	Met	NI-DELAY
2009	Good	Average	N/A	N/A	Not Met	NI

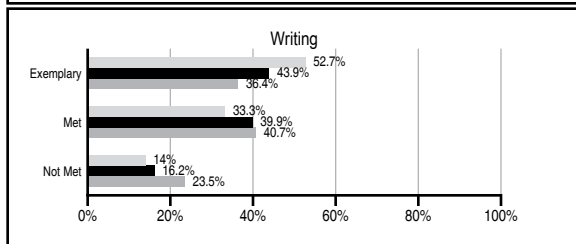
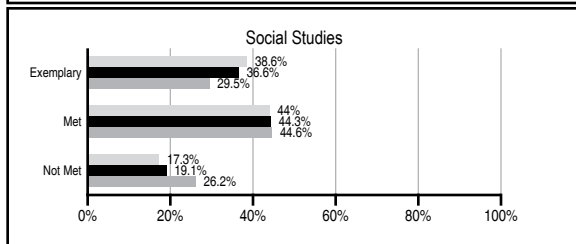
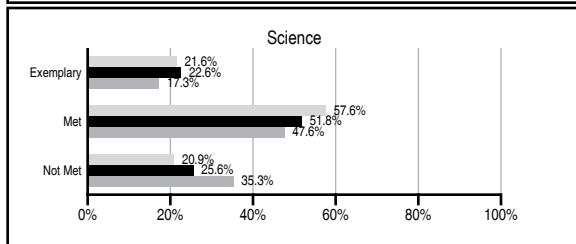
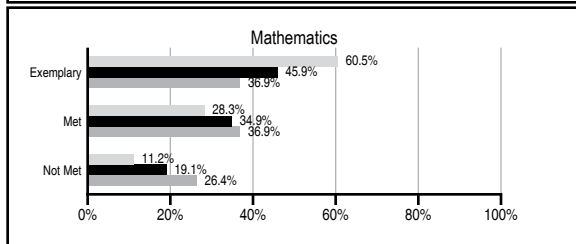
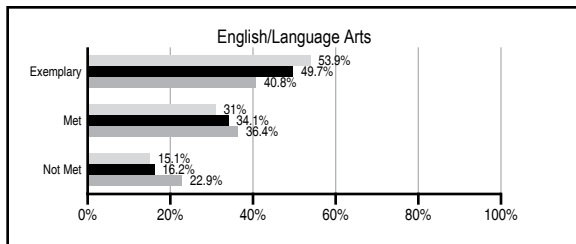
ABSOLUTE RATINGS OF ELEMENTARY SCHOOLS WITH STUDENTS LIKE OURS*

EXCELLENT	GOOD	AVERAGE	BELOW AVERAGE	AT-RISK
31	35	12	0	0

* Ratings are calculated with data available by 11/09/2011. Schools with Students Like Ours are Elementary Schools with Poverty Indices of no more than 5% above or below the index for this school.

PASS PERFORMANCE

Our School
 Elementary Schools with Students Like Ours
 Elementary schools statewide



NAEP PERFORMANCE*

* Performance reported for SC and nation, data not available at school level. Percentages at NAEP Achievement Levels.



SC PERFORMANCE VISION

By 2020 all students will graduate with the knowledge and skills necessary to compete successfully in the global economy, participate in a democratic society and contribute positively as members of families and communities.

Abbreviations Key

N/A Not Applicable N/AV Not Available N/C Not Collected N/R Not Reported I/S Insufficient Sample TBD To be determined

NI Newly Identified CSI Continuing School Improvement CA Corrective Action RP Plan to Restructure R Restructure DELAY School Improvement Status HOLD School Improvement Status

WILLIAM M REEVES ELEMENTARY [Dorchester 2]

SCHOOL PROFILE

	Our School	Change from Last Year	Elementary Schools with Students Like Ours	Median Elementary School
Students (n=922)				
Retention rate	1.8%	Up from 1.0%	0.9%	1.1%
Attendance rate	96.0%	Up from 95.8%	96.3%	96.2%
Served by gifted and talented program	19.1%	Up from 12.7%	20.0%	13.4%
With disabilities other than speech	1.4%	Down from 5.9%	3.6%	4.1%
Older than usual for grade	0.2%	Up from 0.0%	0.2%	0.3%
Out-of-school suspensions or expulsions for violent and/or criminal offenses	0.0%	Down from 0.9%	0.0%	0.0%
Teachers (n=57)				
Teachers with advanced degrees	49.1%	No Change	65.9%	62.5%
Continuing contract teachers	89.5%	Up from 87.7%	90.8%	88.2%
Teachers returning from previous year	87.9%	N/A	90.2%	87.8%
Teacher attendance rate	93.6%	Down from 93.7%	95.0%	95.2%
Average teacher salary*	\$44,251	Down 0.5%	\$48,080	\$46,773
Classes not taught by highly qualified teachers	0.0%	No Change	0.0%	0.0%
Professional development days/teacher	12.8 days	Down from 13.7 days	11.0 days	10.5 days
School				
Principal's years at school	4.0	Up from 3.0	5.0	4.0
Student-teacher ratio in core subjects	19.8 to 1	Down from 20.1 to 1	20.8 to 1	19.9 to 1
Prime instructional time	88.5%	Up from 88.3%	90.2%	90.4%
Opportunities in the arts	Good	No Change	Good	Good
SACS accreditation	Yes	No Change	Yes	Yes
Parents attending conferences	100.0%	No Change	100.0%	100.0%
Character development program	Excellent	No Change	Excellent	Excellent
Dollars spent per pupil**	\$6,265	Down 7.4%	\$7,186	\$7,447
Percent of expenditures for instruction**	62.6%	Down from 64.0%	68.8%	68.4%
Percent of expenditures for teacher salaries**	61.4%	Up from 60.3%	66.6%	65.8%
% of AYP objectives met	100.0%	No Change	94.7%	90.5%

* Length of contract = 185+ days.

** Prior year audited financial data available.

EVALUATION RESULTS

	Teachers	Students*	Parents*
Number of surveys returned	56	96	31
Percent satisfied with learning environment	100.0%	91.6%	90.3%
Percent satisfied with social and physical environment	100.0%	90.5%	83.9%
Percent satisfied with school-home relations	98.2%	87.4%	87.1%

*Only students at the highest elementary school grade level at this school and their parents were included.

REPORT OF PRINCIPAL AND SCHOOL IMPROVEMENT COUNCIL

Marlins ROCK is more than a motto for our students. It is a belief that is held in the hearts and minds of our school family. We are Responsible educators who strive to create an Organized environment that models Character and values Knowledge. It is said that some of the largest documented marlins were caught in waters considered to be on the edges of their habitats, pushing their limits. Like the marlin, we have pushed ourselves as educators and learners in an effort to better serve our children and the community in which they live. Our teachers, staff and parents create an atmosphere that builds community and sets high standards that encourage our students to push their limits and exceed beyond expectations. As a school family, we are committed to motivating and challenging our students to chart a course for successful learning. We are honored to have been named Palmetto's Finest this past year.

Our beautiful, nautical themed facility opened its doors in 2007 with 842 students, and we currently serve 948 Child Development through 5th grade students. We are located in a rapidly developing area of Dorchester County. "Teamwork is the ability to work together toward a common vision. It's the fuel that allows common people to obtain uncommon results" (Andrew Carnegie). The message of "TEAM" has been and continues to be communicated through meetings and interactions with all stakeholders. Our principal and kindergarten teachers host a new parent orientation in the spring of each year. Families receive packets of information/activities to help them prepare for kindergarten. At the annual Meet the Teacher Night, teachers share information about goals, expectations, and procedures for the coming year. The administrative team meets weekly and then daily as needed. Monthly meetings are held with PTA, SIC, student council, grade representatives/leadership team, and PBIS leadership team. Additionally, monthly data and curriculum meetings are held with each grade level/content area team. Our business partners meet approximately five times throughout the year. Implementation of and continued integration of PBIS has helped us to create an atmosphere of high expectations and learning. The philosophies of the school community and the vision for the school are shared and shaped through collaborative team meetings.

We have technologically up-to-date computer labs that are utilized by teachers and students on a regular basis to develop PowerPoint programs, to conduct research, to work in their individual learning portfolios within the Compass program, and to develop computer literacy skills. Each class has I pads, SMART board (interactive whiteboard), an LCD, and a set of Senteo clickers to enhance instruction and learning.

Our school met 21 of 21 AYP objectives. We have seen growth for our students and will continue to work to foster the development of our students both in academic achievement and personal growth.

Laura Blanchard, Principal
Jeannette Rehrig, SIC Chairperson

Comprehensive detail, including definitions of ratings, performance criteria, and explanations of status, is available on www.ed.sc.gov and www.eoc.sc.gov as well as school and school district websites.

Printed versions are available from school districts upon request.

Abbreviations Key

N/A Not Applicable N/AV Not Available N/C Not Collected N/R Not Reported I/S Insufficient Sample TBD To be determined

NI Newly Identified CSI Continuing School Improvement CA Corrective Action RP Plan to Restructure R Restructure DELAY School Improvement Status HOLD School Improvement Status