



SC Annual School Report Card Summary

EAGLE NEST ELEMENTARY
Dorchester 2

Grades: PK-5

Enrollment: 830

Principal: Karen R. Spillane

Superintendent: Joseph R. Pye

Board Chair: Frances Townsend

PERFORMANCE

Comprehensive detail, including definitions of ratings, performance criteria, and explanations of status, is available on www.ed.sc.gov and www.eoc.sc.gov as well as school and school district websites. Printed versions are available from school districts upon request.

YEAR	ABSOLUTE RATING	GROWTH RATING	PALMETTO GOLD AND SILVER AWARD		AYP STATUS	NCLB IMPROVEMENT STATUS
			General Performance	Closing the Gap		
2011	Good	Average	TBD	TBD	Met	N/A
2010	Good	Average	N/A	N/A	Met	N/A
2009	Good	Average	N/A	N/A	Met	N/A

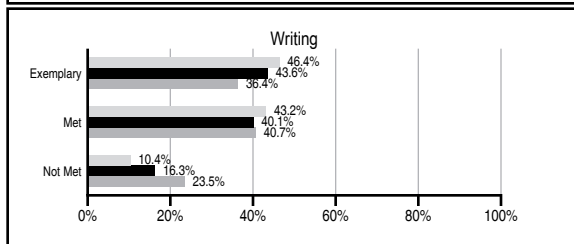
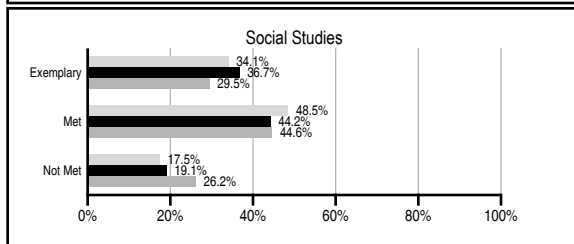
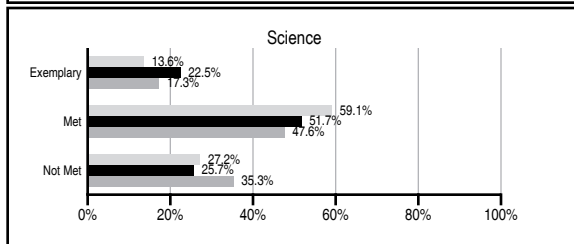
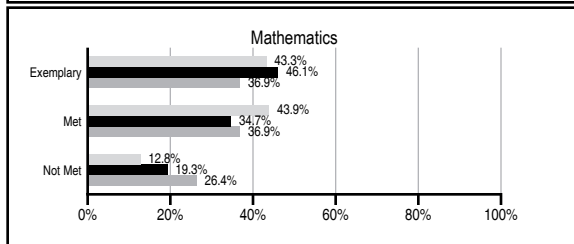
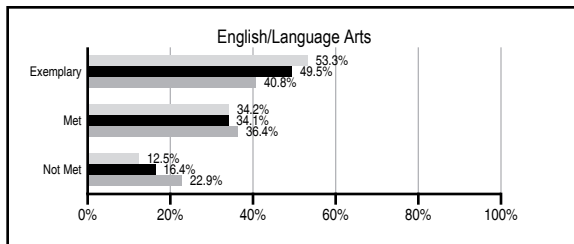
ABSOLUTE RATINGS OF ELEMENTARY SCHOOLS WITH STUDENTS LIKE OURS*

EXCELLENT	GOOD	AVERAGE	BELOW AVERAGE	AT-RISK
32	35	14	0	0

* Ratings are calculated with data available by 11/09/2011. Schools with Students Like Ours are Elementary Schools with Poverty Indices of no more than 5% above or below the index for this school.

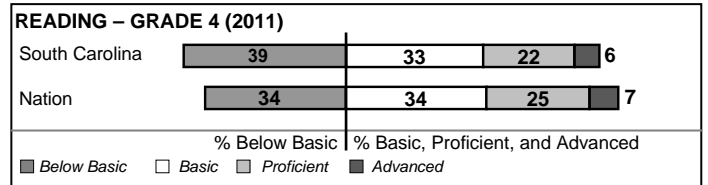
PASS PERFORMANCE

Our School
 Elementary Schools with Students Like Ours
 Elementary schools statewide



NAEP PERFORMANCE*

* Performance reported for SC and nation, data not available at school level. Percentages at NAEP Achievement Levels.



SC PERFORMANCE VISION

By 2020 all students will graduate with the knowledge and skills necessary to compete successfully in the global economy, participate in a democratic society and contribute positively as members of families and communities.

Abbreviations Key

N/A Not Applicable N/AV Not Available N/C Not Collected N/R Not Reported I/S Insufficient Sample TBD To be determined

NI Newly Identified CSI Continuing School Improvement CA Corrective Action RP Plan to Restructure R Restructure DELAY School Improvement Status HOLD School Improvement Status

EAGLE NEST ELEMENTARY [Dorchester 2]

SCHOOL PROFILE

	Our School	Change from Last Year	Elementary Schools with Students Like Ours	Median Elementary School
Students (n=830)				
Retention rate	1.1%	Down from 2.2%	0.9%	1.1%
Attendance rate	96.0%	Down from 96.3%	96.2%	96.2%
Served by gifted and talented program	16.4%	Down from 19.9%	20.3%	13.4%
With disabilities other than speech	1.5%	Down from 5.3%	3.6%	4.1%
Older than usual for grade	0.2%	No Change	0.2%	0.3%
Out-of-school suspensions or expulsions for violent and/or criminal offenses	2.3%	Up from 0.6%	0.0%	0.0%
Teachers (n=49)				
Teachers with advanced degrees	49.0%	Up from 47.1%	65.9%	62.5%
Continuing contract teachers	85.7%	Up from 76.5%	90.9%	88.2%
Teachers returning from previous year	79.9%	N/A	90.3%	87.8%
Teacher attendance rate	94.5%	Down from 94.7%	95.0%	95.2%
Average teacher salary*	\$43,196	Up 3.1%	\$48,092	\$46,773
Classes not taught by highly qualified teachers	0.0%	No Change	0.0%	0.0%
Professional development days/teacher	10.9 days	Down from 11.7 days	11.0 days	10.5 days
School				
Principal's years at school	4.0	Up from 3.0	5.0	4.0
Student-teacher ratio in core subjects	21.0 to 1	Up from 19.2 to 1	20.8 to 1	19.9 to 1
Prime instructional time	89.5%	Down from 90.1%	90.2%	90.4%
Opportunities in the arts	Good	No Change	Good	Good
SACS accreditation	Yes	No Change	Yes	Yes
Parents attending conferences	100.0%	No Change	100.0%	100.0%
Character development program	Excellent	No Change	Excellent	Excellent
Dollars spent per pupil**	\$6,836	Down 3.8%	\$7,127	\$7,447
Percent of expenditures for instruction**	59.7%	Down from 60.1%	68.8%	68.4%
Percent of expenditures for teacher salaries**	58.3%	Up from 57.6%	66.6%	65.8%
% of AYP objectives met	100.0%	No Change	94.7%	90.5%

* Length of contract = 185+ days.

** Prior year audited financial data available.

EVALUATION RESULTS

	Teachers	Students*	Parents*
Number of surveys returned	63	131	56
Percent satisfied with learning environment	90.5%	84.6%	92.9%
Percent satisfied with social and physical environment	96.8%	78.1%	85.7%
Percent satisfied with school-home relations	95.2%	90.6%	80.4%

*Only students at the highest elementary school grade level at this school and their parents were included.

REPORT OF PRINCIPAL AND SCHOOL IMPROVEMENT COUNCIL

Eagle Nest Elementary is four years old and houses 840 students in grades 4K-5th along with two autistic classes. We are a Red Carpet and PBIS Banner school. Eagle Nest is a school-wide Title One School with 53% of our students receiving free/reduced meals. We serve a diverse group of students in a positive, nurturing and safe environment. Throughout the year, we celebrate the successes of our students and teachers.

Eagle Nest teachers focused on differentiated instruction for all students. District common assessments in reading and math have been used to provide teachers with data to establish the needs of their students so that they could create appropriate differentiated instruction in their classrooms. We also implemented two new programs, Systems 44 for 3rd grade at-risk reading students and small group math classes for at-risk 4th and 5th grade students. These programs also allowed regular classroom teachers to have smaller reading or math classes.

As a school-wide Title One school, we are challenged with providing students with a rigorous instructional program that meets the needs of all children. Teachers in grades K-5 participated in the district Language Arts and Math Model initiative which provides teachers with a pacing guide, common assessments, and planning to help increase the rigor within our academic program. In 4th and 5th grade math, we are funding a teacher to reduce math class size and provide students with more hands-on instruction. Along with the academics comes the challenge of motivating students to behave and learn. We continue to modify our school-wide behavior system each year involving students and parents in our decisions.

Another barrier we strive to overcome is involving parents in their child's education. The School Improvement Council is focusing on getting all parents involved in school events, conferences and workshops on how to help their child at home. We want to increase the neighborhood workshops for parents that do not have transportation to school.

Everyday our students "Fly Like Eagles" as they engage in learning, act responsibly, give respect to themselves and others, listen with their eyes, ears, hearts and hands and are prepared daily.

Karen Spillane, Principal Amy Kosar, SIC Chairperson

Comprehensive detail, including definitions of ratings, performance criteria, and explanations of status, is available on www.ed.sc.gov and www.eoc.sc.gov as well as school and school district websites.

Printed versions are available from school districts upon request.

Abbreviations Key

N/A Not Applicable N/AV Not Available N/C Not Collected N/R Not Reported I/S Insufficient Sample TBD To be determined
 NI Newly Identified CSI Continuing School Improvement CA Corrective Action RP Plan to Restructure R Restructure DELAY School Improvement Status HOLD School Improvement Status