



# SC Annual School Report Card Summary

OAKBROOK ELEMENTARY

Dorchester 2

Grades: PK-5

Enrollment: 1,152

Principal: Monica D. O'Dea

Superintendent: Joseph R. Pye

Board Chair: Frances Townsend

## PERFORMANCE

Comprehensive detail, including definitions of ratings, performance criteria, and explanations of status, is available on [www.ed.sc.gov](http://www.ed.sc.gov) and [www.eoc.sc.gov](http://www.eoc.sc.gov) as well as school and school district websites. Printed versions are available from school districts upon request.

YEAR	ABSOLUTE RATING	GROWTH RATING	PALMETTO GOLD AND SILVER AWARD		AYP STATUS	NCLB IMPROVEMENT STATUS
			General Performance	Closing the Gap		
2011	Excellent	Excellent	TBD	TBD	Not Met	N/A
2010	Excellent	Good	Gold	Silver	Met	N/A
2009	Good	Average	N/A	N/A	Met	N/A

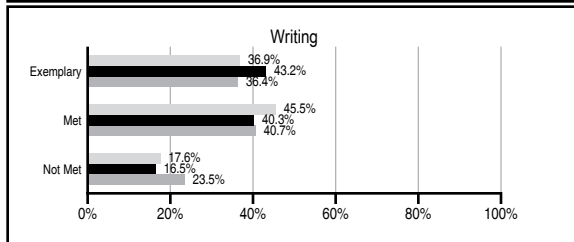
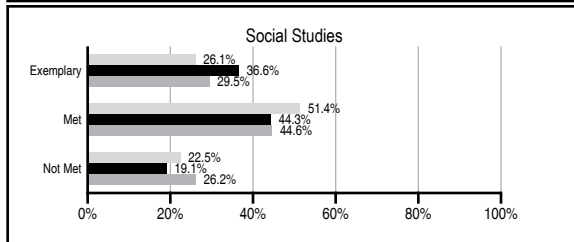
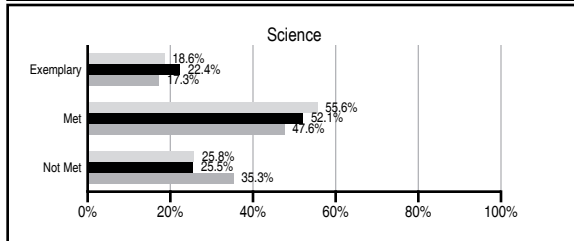
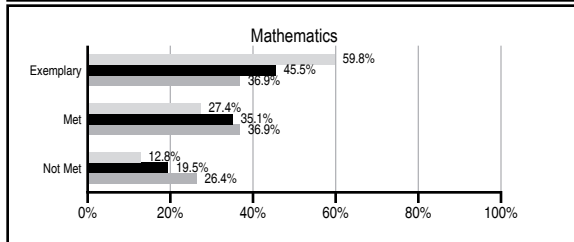
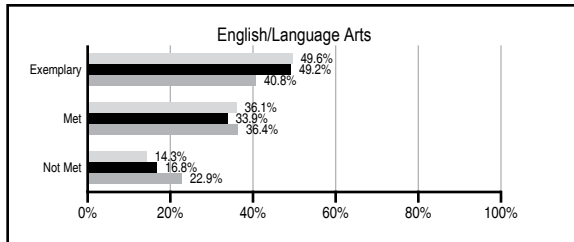
## ABSOLUTE RATINGS OF ELEMENTARY SCHOOLS WITH STUDENTS LIKE OURS\*

EXCELLENT	GOOD	AVERAGE	BELOW AVERAGE	AT-RISK
32	38	15	0	0

\* Ratings are calculated with data available by 11/09/2011. Schools with Students Like Ours are Elementary Schools with Poverty Indices of no more than 5% above or below the index for this school.



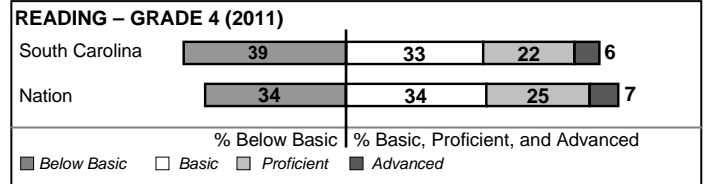
## PASS PERFORMANCE

Our School
  Elementary Schools with Students Like Ours
  Elementary schools statewide



## NAEP PERFORMANCE\*

\* Performance reported for SC and nation, data not available at school level. Percentages at NAEP Achievement Levels.



## SC PERFORMANCE VISION

*By 2020 all students will graduate with the knowledge and skills necessary to compete successfully in the global economy, participate in a democratic society and contribute positively as members of families and communities.*

### Abbreviations Key

N/A Not Applicable N/AV Not Available N/C Not Collected N/R Not Reported I/S Insufficient Sample TBD To be determined

NI Newly Identified CSI Continuing School Improvement CA Corrective Action RP Plan to Restructure R Restructure DELAY School Improvement Status HOLD School Improvement Status

# OAKBROOK ELEMENTARY [Dorchester 2]

## SCHOOL PROFILE

	Our School	Change from Last Year	Elementary Schools with Students Like Ours	Median Elementary School
<b>Students (n=1,152)</b>				
Retention rate	0.5%	Down from 0.6%	0.8%	1.1%
Attendance rate	95.7%	Up from 95.6%	96.2%	96.2%
Served by gifted and talented program	16.6%	Up from 13.4%	19.9%	13.4%
With disabilities other than speech	2.1%	Down from 5.3%	3.6%	4.1%
Older than usual for grade	0.1%	Down from 0.2%	0.2%	0.3%
Out-of-school suspensions or expulsions for violent and/or criminal offenses	3.2%	Up from 1.7%	0.0%	0.0%
<b>Teachers (n=76)</b>				
Teachers with advanced degrees	55.3%	Up from 50.0%	65.2%	62.5%
Continuing contract teachers	82.9%	Down from 83.8%	90.9%	88.2%
Teachers returning from previous year	86.8%	Up from 84.8%	90.0%	87.8%
Teacher attendance rate	95.0%	Up from 92.4%	95.0%	95.2%
Average teacher salary*	\$44,394	Down 0.5%	\$48,067	\$46,773
Classes not taught by highly qualified teachers	0.0%	No Change	0.0%	0.0%
Professional development days/teacher	16.7 days	Up from 14.9 days	10.9 days	10.5 days
<b>School</b>				
Principal's years at school	4.0	Up from 3.0	5.0	4.0
Student-teacher ratio in core subjects	20.0 to 1	Up from 19.7 to 1	20.8 to 1	19.9 to 1
Prime instructional time	89.1%	Up from 86.7%	90.3%	90.4%
Opportunities in the arts	Excellent	No Change	Good	Good
SACS accreditation	Yes	No Change	Yes	Yes
Parents attending conferences	100.0%	No Change	100.0%	100.0%
Character development program	Excellent	No Change	Excellent	Excellent
Dollars spent per pupil**	\$6,639	Down 4.4%	\$7,197	\$7,447
Percent of expenditures for instruction**	65.1%	Up from 64.0%	68.8%	68.4%
Percent of expenditures for teacher salaries**	63.5%	Up from 62.0%	66.6%	65.8%
% of AYP objectives met	90.5%	Down from 100.0%	94.7%	90.5%

\* Length of contract = 185+ days.

\*\* Prior year audited financial data available.

## EVALUATION RESULTS

	Teachers	Students*	Parents*
Number of surveys returned	75	188	118
Percent satisfied with learning environment	100.0%	82.5%	93.0%
Percent satisfied with social and physical environment	95.9%	72.7%	89.7%
Percent satisfied with school-home relations	88.0%	83.0%	89.8%

\*Only students at the highest elementary school grade level at this school and their parents were included.

## REPORT OF PRINCIPAL AND SCHOOL IMPROVEMENT COUNCIL

Oakbrook Elementary School is proud of the academic accolades received this school year. Oakbrook received the Palmetto Gold Award for Outstanding Student Achievement as well as the Palmetto Silver Award for Excellent Results in Closing the Achievement Gap. At Oakbrook Elementary School we continue to live our motto of "Opportunities for Everyone to Succeed with rigor, relevance and relationships." Our mission statement, "Oakbrook Elementary provides students with the skills necessary to be productive citizens" drives our curriculum decisions to meet the multi-faceted needs of our students. With a student body of approximately 1150 students in grades 4K – 5, our 100 member faculty and staff work together to create rigorous standards-based lessons to meet the diverse needs of our students.

With renewed emphasis placed on Explicit Direct Instruction and the new implementation of benchmark testing in ELA and math for grades 2 – 5, our teachers have been able to use data to help guide their instruction throughout the year. The PTA and School Improvement Council continue to support our educational initiatives. Input from these groups allows us to analyze data and look at programs that will provide the best learning environment for our students. Our Title One plan continued its focus on strong staff development activities focusing on differentiated instruction and balanced literacy. Our highly trained staff meets the instructional demands of South Carolina Curriculum Standards daily.

We will continue to strive for excellence with an Excellent overall rating on our school report card as well as an Excellent rating in student growth. As we strive to reach our goal of having all students score exemplary on PASS, our staff will continue to research and implement best instructional practices to meet the needs of our students.

Oakbrook Elementary will downsize greatly with the addition of a new elementary school in the district. Our challenge will be to reorganize our Title One plan based on the needs of the students that remain at Oakbrook Elementary, as well as the staff development needs of the faculty members. We will continue to strive to meet Adequate Yearly Progress as the expectations rise this year. We will continue to employ our instructional coaches, a Title One facilitator and a part time Instructional Technology Specialist.

With our staff, parents, and community working together, we will continue to "Plant Seeds of Excellence."

Monica O'Dea, Principal  
Sundae Cora, SIC Chairperson

Comprehensive detail, including definitions of ratings, performance criteria, and explanations of status, is available on [www.ed.sc.gov](http://www.ed.sc.gov) and [www.eoc.sc.gov](http://www.eoc.sc.gov) as well as school and school district websites.

Printed versions are available from school districts upon request.

### Abbreviations Key

N/A Not Applicable N/AV Not Available N/C Not Collected N/R Not Reported I/S Insufficient Sample TBD To be determined  
NI Newly Identified CSI Continuing School Improvement CA Corrective Action RP Plan to Restructure R Restructure DELAY School Improvement Status HOLD School Improvement Status