



SC Annual School Report Card Summary

LATTA ELEMENTARY
Dillon 3

Grades: 2-5

Enrollment: 530

Principal: Debra P. Morris

Superintendent: Dr. John M. Kirby, Jr.

Board Chair: Betty Jo Johnson

PERFORMANCE

Comprehensive detail, including definitions of ratings, performance criteria, and explanations of status, is available on www.ed.sc.gov and www.eoc.sc.gov as well as school and school district websites. Printed versions are available from school districts upon request.

YEAR	ABSOLUTE RATING	GROWTH RATING	PALMETTO GOLD AND SILVER AWARD		AYP STATUS	NCLB IMPROVEMENT STATUS
			General Performance	Closing the Gap		
2011	Average	Average	TBD	TBD	Not Met	N/A
2010	Average	Good	Silver	N/A	Met	N/A
2009	Average	Good	Silver	N/A	Met	N/A

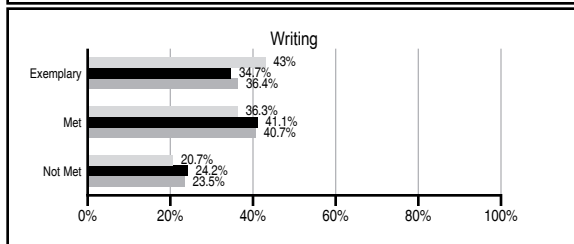
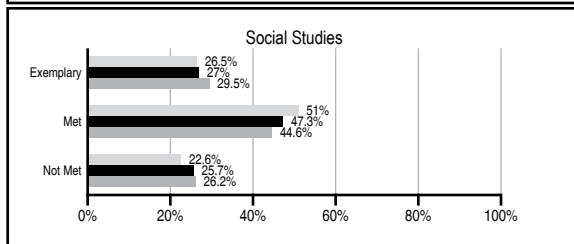
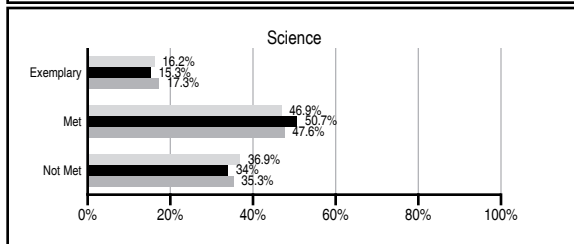
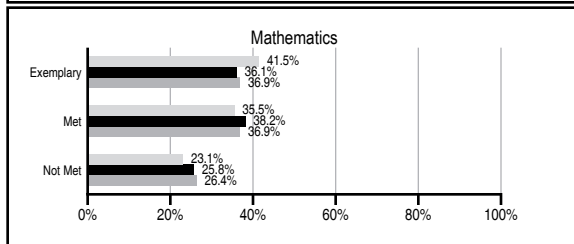
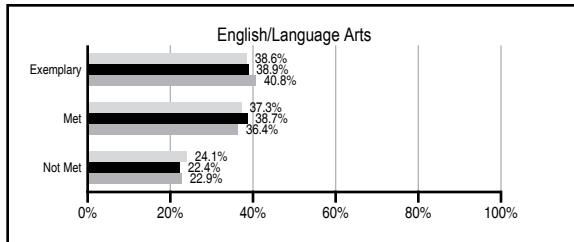
ABSOLUTE RATINGS OF ELEMENTARY SCHOOLS WITH STUDENTS LIKE OURS*

EXCELLENT	GOOD	AVERAGE	BELOW AVERAGE	AT-RISK
13	33	77	5	0

* Ratings are calculated with data available by 11/09/2011. Schools with Students Like Ours are Elementary Schools with Poverty Indices of no more than 5% above or below the index for this school.


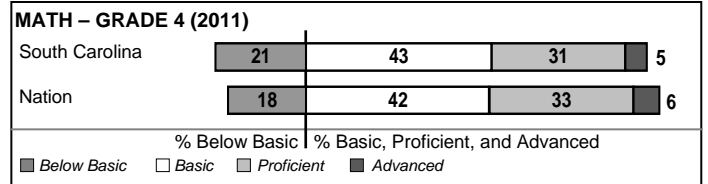
PASS PERFORMANCE

Our School
 Elementary Schools with Students Like Ours
 Elementary schools statewide



NAEP PERFORMANCE*

* Performance reported for SC and nation, data not available at school level. Percentages at NAEP Achievement Levels.



SC PERFORMANCE VISION

By 2020 all students will graduate with the knowledge and skills necessary to compete successfully in the global economy, participate in a democratic society and contribute positively as members of families and communities.

Abbreviations Key

N/A Not Applicable N/AV Not Available N/C Not Collected N/R Not Reported I/S Insufficient Sample TBD To be determined

NI Newly Identified CSI Continuing School Improvement CA Corrective Action RP Plan to Restructure R Restructure DELAY School Improvement Status HOLD School Improvement Status

LATTA ELEMENTARY [Dillon 3]

SCHOOL PROFILE

	Our School	Change from Last Year	Elementary Schools with Students Like Ours	Median Elementary School
Students (n=530)				
Retention rate	0.6%	Down from 1.0%	1.0%	1.1%
Attendance rate	96.5%	Down from 99.8%	96.0%	96.2%
Served by gifted and talented program	10.1%	Up from 7.6%	12.8%	13.4%
With disabilities other than speech	3.1%	Down from 8.2%	4.8%	4.1%
Older than usual for grade	0.8%	Up from 0.6%	0.3%	0.3%
Out-of-school suspensions or expulsions for violent and/or criminal offenses	0.0%	No Change	0.0%	0.0%
Teachers (n=29)				
Teachers with advanced degrees	58.6%	Down from 60.0%	60.3%	62.5%
Continuing contract teachers	93.1%	Up from 86.7%	90.6%	88.2%
Teachers returning from previous year	90.2%	Down from 91.2%	87.9%	87.8%
Teacher attendance rate	96.4%	Up from 96.2%	95.1%	95.2%
Average teacher salary*	\$41,519	Down 0.1%	\$46,621	\$46,773
Classes not taught by highly qualified teachers	0.0%	No Change	0.0%	0.0%
Professional development days/teacher	16.6 days	Up from 11.3 days	10.9 days	10.5 days
School				
Principal's years at school	7.0	Up from 6.0	4.0	4.0
Student-teacher ratio in core subjects	23.7 to 1	No Change	19.7 to 1	19.9 to 1
Prime instructional time	91.0%	Down from 95.2%	90.2%	90.4%
Opportunities in the arts	Good	No Change	Good	Good
SACS accreditation	Yes	No Change	Yes	Yes
Parents attending conferences	100.0%	Up from 99.9%	100.0%	100.0%
Character development program	Excellent	No Change	Excellent	Excellent
Dollars spent per pupil**	\$6,003	Down 6.2%	\$7,336	\$7,447
Percent of expenditures for instruction**	56.3%	Down from 57.5%	67.9%	68.4%
Percent of expenditures for teacher salaries**	55.4%	Down from 55.9%	65.2%	65.8%
% of AYP objectives met	81.0%	Down from 100.0%	92.3%	90.5%

* Length of contract = 185+ days.

** Prior year audited financial data available.

REPORT OF PRINCIPAL AND SCHOOL IMPROVEMENT COUNCIL

Latta Elementary School, a Palmetto Silver Award recipient, is known for its exceptional academic program. Serving grades 2-5, our data driven curriculum and our safe, nurturing learning environment allow students to succeed academically, socially and emotionally.

At Latta Elementary our exceptional needs students are served through Intervention, Resource, Speech and Gifted and Talented programs. Our single-gender classes in fifth grade allow students to learn and grow academically and socially with their same gender peers. Every student at LES receives daily small group instruction in areas of weakness. Weekly labs give all students the opportunity to have a hands-on experience in science using up to date equipment. Our media center, testing, and computer labs are available for research, testing, publishing, and keyboarding. Students are involved in producing and anchoring our daily Vik-Kid Morning News Program. In addition, students are exposed to technology in every classroom, as each is equipped with two LightSpeed microphones and a VISTA system (laptop, document camera, projector and SMART Board) for interactive instruction.

Our dedicated and energetic staff continues to grow instructionally through current professional development. Teachers work on and across grade levels during a common planning time as they share resources, conduct schoolwide research, and participate in book studies.

At Latta Elementary School, we strive to provide a quality education for our children while creating a lifelong community of learners. We are confident that by school and community working together, we truly can make a difference for the children whose lives we touch.

Kelly Sellers, SIC Chairperson
Debra Morris, Principal

EVALUATION RESULTS

	Teachers	Students*	Parents*
Number of surveys returned	29	132	77
Percent satisfied with learning environment	100.0%	89.4%	91.8%
Percent satisfied with social and physical environment	100.0%	90.0%	93.5%
Percent satisfied with school-home relations	89.7%	89.2%	88.2%

*Only students at the highest elementary school grade level at this school and their parents were included.

Comprehensive detail, including definitions of ratings, performance criteria, and explanations of status, is available on www.ed.sc.gov and www.eoc.sc.gov as well as school and school district websites.

Printed versions are available from school districts upon request.

Abbreviations Key

N/A Not Applicable N/AV Not Available N/C Not Collected N/R Not Reported I/S Insufficient Sample TBD To be determined
NI Newly Identified CSI Continuing School Improvement CA Corrective Action RP Plan to Restructure R Restructure DELAY School Improvement Status HOLD School Improvement Status