



SC Annual School Report Card Summary

WASHINGTON STREET ELEMENTARY
Darlington
Grades: 1-3 Enrollment: 319
Principal: Valerie M. Sawyer
Superintendent: Dr. Rainey Knight
Board Chair: Charles Govan

PERFORMANCE

Comprehensive detail, including definitions of ratings, performance criteria, and explanations of status, is available on www.ed.sc.gov and www.eoc.sc.gov as well as school and school district websites. Printed versions are available from school districts upon request.

YEAR	ABSOLUTE RATING	GROWTH RATING	PALMETTO GOLD AND SILVER AWARD		AYP STATUS	NCLB IMPROVEMENT STATUS
			General Performance	Closing the Gap		
2011	Excellent	Good	TBD	TBD	Not Met	CSI
2010	Average	Excellent	Gold	N/A	Met	NI-DELAY
2009	Below Average	At-Risk	N/A	N/A	Not Met	NI

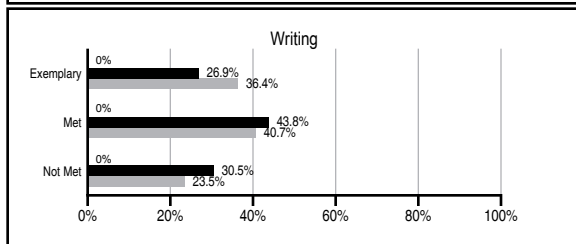
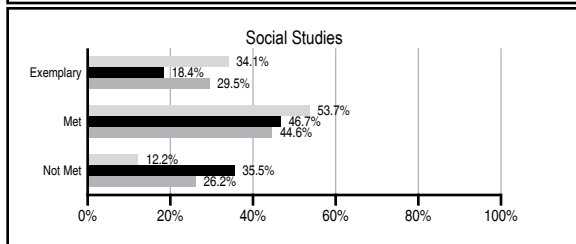
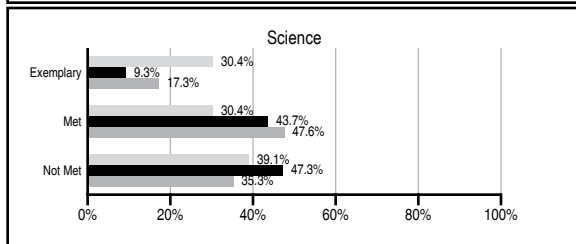
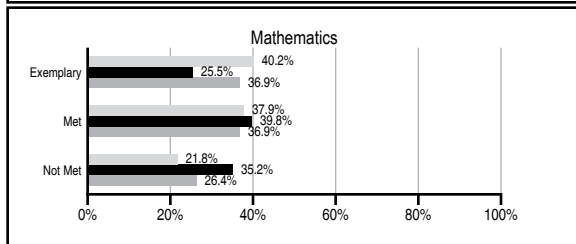
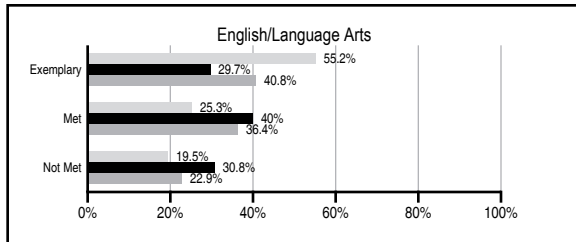
ABSOLUTE RATINGS OF ELEMENTARY SCHOOLS WITH STUDENTS LIKE OURS*

EXCELLENT	GOOD	AVERAGE	BELOW AVERAGE	AT-RISK
4	12	104	36	10

* Ratings are calculated with data available by 11/09/2011. Schools with Students Like Ours are Elementary Schools with Poverty Indices of no more than 5% above or below the index for this school.

PASS PERFORMANCE

Our School
 Elementary Schools with Students Like Ours
 Elementary schools statewide



NAEP PERFORMANCE*

* Performance reported for SC and nation, data not available at school level. Percentages at NAEP Achievement Levels.



SC PERFORMANCE VISION

By 2020 all students will graduate with the knowledge and skills necessary to compete successfully in the global economy, participate in a democratic society and contribute positively as members of families and communities.

Abbreviations Key

N/A Not Applicable N/AV Not Available N/C Not Collected N/R Not Reported I/S Insufficient Sample TBD To be determined

NI Newly Identified CSI Continuing School Improvement CA Corrective Action RP Plan to Restructure R Restructure DELAY School Improvement Status HOLD School Improvement Status

WASHINGTON STREET ELEMENTARY [Darlington]

SCHOOL PROFILE

	Our School	Change from Last Year	Elementary Schools with Students Like Ours	Median Elementary School
Students (n=319)				
Retention rate	4.0%	Down from 7.6%	1.5%	1.1%
Attendance rate	95.1%	Up from 94.8%	95.9%	96.2%
Served by gifted and talented program	2.8%	Up from 0.8%	7.3%	13.4%
With disabilities other than speech	4.5%	Down from 14.1%	4.5%	4.1%
Older than usual for grade	1.5%	Up from 1.4%	0.5%	0.3%
Out-of-school suspensions or expulsions for violent and/or criminal offenses	0.0%	No Change	0.0%	0.0%
Teachers (n=22)				
Teachers with advanced degrees	63.6%	Up from 46.7%	60.8%	62.5%
Continuing contract teachers	95.5%	Up from 86.7%	84.1%	88.2%
Teachers returning from previous year	81.5%	Down from 82.5%	85.8%	87.8%
Teacher attendance rate	96.2%	Up from 95.8%	95.1%	95.2%
Average teacher salary*	\$48,094	Down 0.6%	\$45,551	\$46,773
Classes not taught by highly qualified teachers	0.0%	No Change	0.0%	0.0%
Professional development days/teacher	21.8 days	Up from 20.4 days	10.5 days	10.5 days
School				
Principal's years at school	8.0	Up from 7.0	4.0	4.0
Student-teacher ratio in core subjects	24.0 to 1	Up from 15.8 to 1	18.2 to 1	19.9 to 1
Prime instructional time	89.0%	Up from 88.3%	90.0%	90.4%
Opportunities in the arts	Good	No Change	Good	Good
SACS accreditation	Yes	No Change	Yes	Yes
Parents attending conferences	100.0%	Up from 98.9%	100.0%	100.0%
Character development program	Excellent	No Change	Excellent	Excellent
Dollars spent per pupil**	\$8,021	Down 5.2%	\$7,987	\$7,447
Percent of expenditures for instruction**	68.1%	Down from 68.5%	68.1%	68.4%
Percent of expenditures for teacher salaries**	66.0%	Up from 62.2%	65.2%	65.8%
% of AYP objectives met	92.3%	Down from 100.0%	80.0%	90.5%

* Length of contract = 185+ days.

** Prior year audited financial data available.

REPORT OF PRINCIPAL AND SCHOOL IMPROVEMENT COUNCIL

The Washington Street Elementary School motto, "We Strive for Excellence" continues to provide the motivation that our school community uses to inspire all students to achieve at higher levels. As a Title I school, located in Hartsville, SC and a part of the Darlington County School system, Washington Street's commitment to the success of all students creates the foundation for the teaching and learning that occurs in our school.

We are very proud of our achievements as a school community. Meeting the federal goals for Adequate Yearly Progress as set forth by the No Child Left Behind Act of 2002, is one goal that we accomplished this school year. Additionally, improvements in our South Carolina Report Card are other causes for pride in our student achievement. We improved our overall rating from "below average" to "average," and our improvement rating from "at-risk" to excellent in 2010. These improvements in achievement also resulted in our school being named a Palmetto Gold Award Winner in 2011. These academic improvements could not have been accomplished without the dedicated focus of our staff, quality professional development, and the continued implementation of best practices in instruction in all core subject areas. Washington Street Elementary also continues to encourage family and community involvement in our school by promoting our belief that children benefit most when all of the adults in their lives work together to ensure their academic and social achievement. By hosting a variety of family and student-centered events throughout the school year, we strive to keep our stakeholders informed of our progress and enlist our entire school community in supporting our students.

Cooperation and commitment are the pillars that support all that we do for our students at Washington Street. Focused on the success of all students, we will continue to promote a positive and productive learning environment that will place our students on the road to success.

Mrs. Jada Gore, School Improvement Council Chairman
Ms. Valerie M. Sawyer, Principal

EVALUATION RESULTS

	Teachers	Students*	Parents*
Number of surveys returned	21	88	41
Percent satisfied with learning environment	85.7%	93.2%	97.5%
Percent satisfied with social and physical environment	95.2%	92.0%	87.5%
Percent satisfied with school-home relations	61.9%	89.7%	97.5%

*Only students at the highest elementary school grade level at this school and their parents were included.

Comprehensive detail, including definitions of ratings, performance criteria, and explanations of status, is available on www.ed.sc.gov and www.eoc.sc.gov as well as school and school district websites.

Printed versions are available from school districts upon request.

Abbreviations Key

N/A Not Applicable N/AV Not Available N/C Not Collected N/R Not Reported I/S Insufficient Sample TBD To be determined

NI Newly Identified CSI Continuing School Improvement CA Corrective Action RP Plan to Restructure R Restructure DELAY School Improvement Status HOLD School Improvement Status