



SC Annual School Report Card Summary

WEST HARTSVILLE ELEMENTARY
Darlington
Grades: 4-5 Enrollment: 209
Principal: Kay S. Howell
Superintendent: Dr. Rainey Knight
Board Chair: Charles Govan

PERFORMANCE

Comprehensive detail, including definitions of ratings, performance criteria, and explanations of status, is available on www.ed.sc.gov and www.eoc.sc.gov as well as school and school district websites. Printed versions are available from school districts upon request.

YEAR	ABSOLUTE RATING	GROWTH RATING	PALMETTO GOLD AND SILVER AWARD		AYP STATUS	NCLB IMPROVEMENT STATUS
			General Performance	Closing the Gap		
2011	Average	Average	TBD	TBD	Not Met	N/A
2010	Average	Average	N/A	N/A	Met	N/A
2009	Average	Average	N/A	N/A	Met	R-DELAY

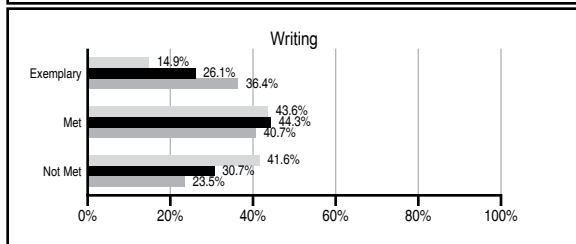
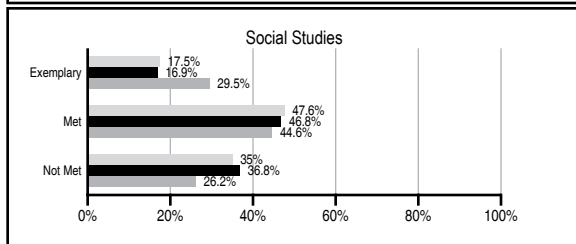
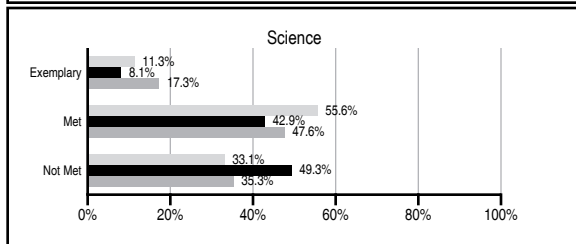
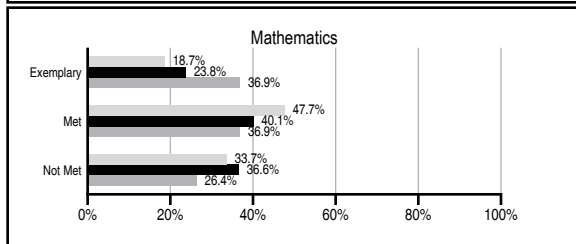
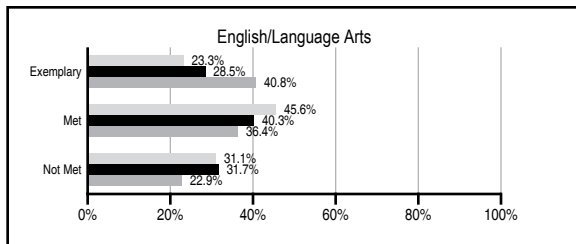
ABSOLUTE RATINGS OF ELEMENTARY SCHOOLS WITH STUDENTS LIKE OURS*

EXCELLENT	GOOD	AVERAGE	BELOW AVERAGE	AT-RISK
3	7	110	44	15

*Ratings are calculated with data available by 11/09/2011. Schools with Students Like Ours are Elementary Schools with Poverty Indices of no more than 5% above or below the index for this school.

PASS PERFORMANCE

Our School
 Elementary Schools with Students Like Ours
 Elementary schools statewide



NAEP PERFORMANCE*

* Performance reported for SC and nation, data not available at school level. Percentages at NAEP Achievement Levels.



SC PERFORMANCE VISION

By 2020 all students will graduate with the knowledge and skills necessary to compete successfully in the global economy, participate in a democratic society and contribute positively as members of families and communities.

Abbreviations Key

N/A Not Applicable N/AV Not Available N/C Not Collected N/R Not Reported I/S Insufficient Sample TBD To be determined

NI Newly Identified CSI Continuing School Improvement CA Corrective Action RP Plan to Restructure R Restructure DELAY School Improvement Status HOLD School Improvement Status

WEST HARTSVILLE ELEMENTARY [Darlington]

SCHOOL PROFILE

	Our School	Change from Last Year	Elementary Schools with Students Like Ours	Median Elementary School
Students (n=209)				
Retention rate	0.0%	No Change	1.5%	1.1%
Attendance rate	96.5%	Up from 96.4%	95.9%	96.2%
Served by gifted and talented program	1.5%	Down from 3.6%	6.4%	13.4%
With disabilities other than speech	8.5%	Down from 8.8%	4.4%	4.1%
Older than usual for grade	0.0%	Down from 1.1%	0.5%	0.3%
Out-of-school suspensions or expulsions for violent and/or criminal offenses	0.0%	No Change	0.0%	0.0%
Teachers (n=13)				
Teachers with advanced degrees	69.2%	Up from 50.0%	61.2%	62.5%
Continuing contract teachers	92.3%	Down from 100.0%	83.3%	88.2%
Teachers returning from previous year	78.8%	Up from 74.8%	85.4%	87.8%
Teacher attendance rate	96.4%	Up from 96.3%	95.2%	95.2%
Average teacher salary*	\$46,474	Up 4.3%	\$45,319	\$46,773
Classes not taught by highly qualified teachers	0.0%	No Change	0.0%	0.0%
Professional development days/teacher	12.9 days	Up from 12.0 days	10.3 days	10.5 days
School				
Principal's years at school	9.0	Up from 7.0	3.0	4.0
Student-teacher ratio in core subjects	26.1 to 1	Down from 26.9 to 1	18.2 to 1	19.9 to 1
Prime instructional time	91.5%	Down from 91.6%	90.0%	90.4%
Opportunities in the arts	Good	No Change	Good	Good
SACS accreditation	Yes	No Change	Yes	Yes
Parents attending conferences	100.0%	Up from 98.2%	100.0%	100.0%
Character development program	Average	Down from Good	Excellent	Excellent
Dollars spent per pupil**	\$7,216	Down 28.9%	\$8,021	\$7,447
Percent of expenditures for instruction**	50.2%	Down from 57.0%	67.8%	68.4%
Percent of expenditures for teacher salaries**	48.0%	Down from 54.7%	64.2%	65.8%
% of AYP objectives met	88.2%	Down from 100.0%	76.9%	90.5%

* Length of contract = 185+ days.

** Prior year audited financial data available.

REPORT OF PRINCIPAL AND SCHOOL IMPROVEMENT COUNCIL

What an exciting year for West Hartsville Elementary School. The 2010-11 school year began with a very involved School Improvement Council, who played an active role in the success of our school. The culture of our school has been enhanced through student academic success as well as great parent involvement and teacher growth. The weaving of all these threads have created a school climate that supports academic success for all children. Our school business partners have been instrumental in supporting the students and staff in various ways. A partnership with Sonoco, Coker College, The Governor's School and Hartsville High School called P.U.L.S.E. has provided a connection with Yale University and West Hartsville to create a more child centered school through the use of the six pathways of developmental focus. Kelletown Church, has supported our school this year from the after school, Good News Program, to treats for students and staff, and volunteers and mentors for students, they have provided support for our students. Student achievement has increased as evidenced by the benchmark tests given in math and reading and our 2011 PASS scores. Several of our fifth grade students had poetry published in a magazine and the after school Spanish Club treated students to a new language and cultural experience. The Junior BETA Club held a food drive for the needy as well as raising money for the Darlington County Humane Society and Pennies For Patients. Honors and awards were presented every nine weeks and students were rewarded for achievement with a dance, water fun day and pizza and ice cream parties. Two of our staff members completed an advanced degree in reading and Ashley Gedris Taylor, a fifth grade teacher at our school, was selected as the Darlington County Teacher of the Year for 2010-2011. These are some of the reasons we say "West is Best." Elbony Jackson and Kay Howell

EVALUATION RESULTS

	Teachers	Students*	Parents*
Number of surveys returned	15	94	36
Percent satisfied with learning environment	86.7%	74.2%	88.6%
Percent satisfied with social and physical environment	66.7%	84.9%	85.3%
Percent satisfied with school-home relations	46.7%	86.0%	85.3%

*Only students at the highest elementary school grade level at this school and their parents were included.

Comprehensive detail, including definitions of ratings, performance criteria, and explanations of status, is available on www.ed.sc.gov and www.eoc.sc.gov as well as school and school district websites.

Printed versions are available from school districts upon request.

Abbreviations Key

N/A Not Applicable N/AV Not Available N/C Not Collected N/R Not Reported I/S Insufficient Sample TBD To be determined
 NI Newly Identified CSI Continuing School Improvement CA Corrective Action RP Plan to Restructure R Restructure DELAY School Improvement Status HOLD School Improvement Status