



SC Annual School Report Card Summary

BRUNSON-DARGAN ELEMENTARY
Darlington
Grades: 3-5 Enrollment: 252
Principal: Ada O. Harper
Superintendent: Dr. Rainey Knight
Board Chair: Charles Govan

PERFORMANCE

Comprehensive detail, including definitions of ratings, performance criteria, and explanations of status, is available on www.ed.sc.gov and www.eoc.sc.gov as well as school and school district websites. Printed versions are available from school districts upon request.

YEAR	ABSOLUTE RATING	GROWTH RATING	PALMETTO GOLD AND SILVER AWARD		AYP STATUS	NCLB IMPROVEMENT STATUS
			General Performance	Closing the Gap		
2011	Average	Excellent	TBD	TBD	Not Met	R
2010	Below Average	Below Average	N/A	N/A	Not Met	R
2009	Below Average	Average	N/A	N/A	Not Met	R

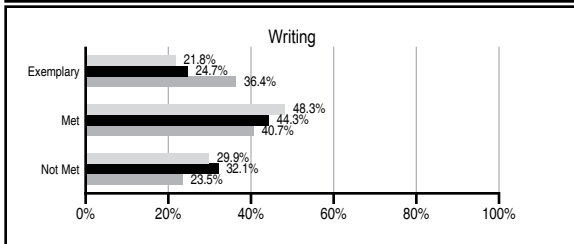
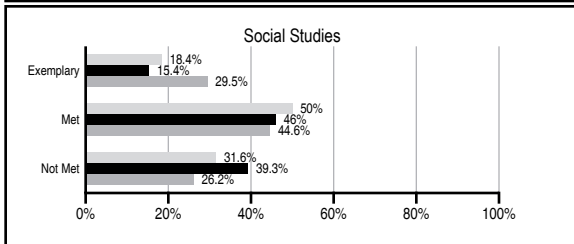
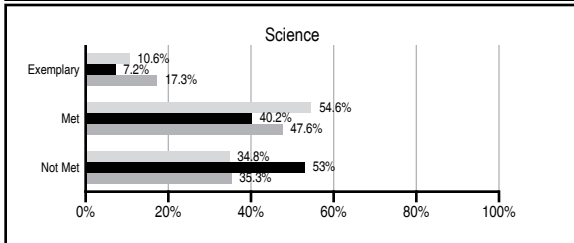
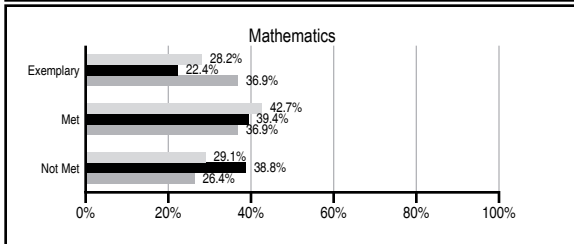
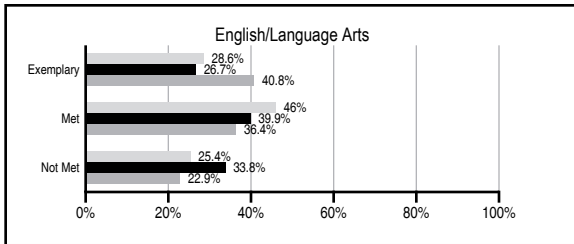
ABSOLUTE RATINGS OF ELEMENTARY SCHOOLS WITH STUDENTS LIKE OURS*

EXCELLENT	GOOD	AVERAGE	BELOW AVERAGE	AT-RISK
2	8	92	53	23

* Ratings are calculated with data available by 11/09/2011. Schools with Students Like Ours are Elementary Schools with Poverty Indices of no more than 5% above or below the index for this school.

PASS PERFORMANCE

Our School
 Elementary Schools with Students Like Ours
 Elementary schools statewide



NAEP PERFORMANCE*

* Performance reported for SC and nation, data not available at school level. Percentages at NAEP Achievement Levels.



SC PERFORMANCE VISION

By 2020 all students will graduate with the knowledge and skills necessary to compete successfully in the global economy, participate in a democratic society and contribute positively as members of families and communities.

Abbreviations Key

N/A Not Applicable N/AV Not Available N/C Not Collected N/R Not Reported I/S Insufficient Sample TBD To be determined

NI Newly Identified CSI Continuing School Improvement CA Corrective Action RP Plan to Restructure R Restructure DELAY School Improvement Status HOLD School Improvement Status

BRUNSON-DARGAN ELEMENTARY [Darlington]

SCHOOL PROFILE

	Our School	Change from Last Year	Elementary Schools with Students Like Ours	Median Elementary School
Students (n=252)				
Retention rate	0.0%	No Change	1.5%	1.1%
Attendance rate	95.5%	Up from 95.1%	96.2%	96.2%
Served by gifted and talented program	3.3%	Up from 1.3%	5.5%	13.4%
With disabilities other than speech	13.4%	Down from 19.2%	4.3%	4.1%
Older than usual for grade	2.4%	Up from 1.7%	0.6%	0.3%
Out-of-school suspensions or expulsions for violent and/or criminal offenses	0.0%	Down from 1.0%	0.0%	0.0%
Teachers (n=18)				
Teachers with advanced degrees	55.6%	Down from 66.7%	61.8%	62.5%
Continuing contract teachers	77.8%	Up from 75.0%	82.4%	88.2%
Teachers returning from previous year	80.0%	Up from 73.7%	84.7%	87.8%
Teacher attendance rate	92.7%	Down from 95.5%	95.2%	95.2%
Average teacher salary*	\$45,894	Down 0.3%	\$45,083	\$46,773
Classes not taught by highly qualified teachers	0.0%	No Change	0.0%	0.0%
Professional development days/teacher	11.4 days	Down from 15.0 days	10.6 days	10.5 days
School				
Principal's years at school	2.0	Up from 1.0	3.8	4.0
Student-teacher ratio in core subjects	21.6 to 1	Up from 20.6 to 1	17.6 to 1	19.9 to 1
Prime instructional time	86.9%	Down from 88.6%	90.4%	90.4%
Opportunities in the arts	Good	No Change	Good	Good
SACS accreditation	Yes	No Change	Yes	Yes
Parents attending conferences	100.0%	Up from 97.0%	100.0%	100.0%
Character development program	Good	No Change	Excellent	Excellent
Dollars spent per pupil**	\$7,502	Down 3.8%	\$8,426	\$7,447
Percent of expenditures for instruction**	60.7%	Up from 55.3%	67.8%	68.4%
Percent of expenditures for teacher salaries**	57.0%	Up from 52.6%	64.2%	65.8%
% of AYP objectives met	90.5%	No Change	76.9%	90.5%

* Length of contract = 185+ days.

** Prior year audited financial data available.

EVALUATION RESULTS

	Teachers	Students*	Parents*
Number of surveys returned	18	75	57
Percent satisfied with learning environment	100.0%	92.0%	81.8%
Percent satisfied with social and physical environment	94.4%	77.3%	88.9%
Percent satisfied with school-home relations	29.4%	90.5%	81.5%

*Only students at the highest elementary school grade level at this school and their parents were included.

REPORT OF PRINCIPAL AND SCHOOL IMPROVEMENT COUNCIL

Brunson-Dargan Elementary School (BDE) serves 250 students in grades three through five in the heart of Darlington, South Carolina. During this school year, we implemented the Explicit Direct Instructional (EDI) approach to classroom instruction, focusing on the delivery of effective lessons to improve student achievement. In addition to implementing the EDI model, focus has been placed on the planning of effective lessons and using assessment results to guide instruction.

BDE teachers continued to challenge students with research-based instructional practices, such as the Balanced Literacy Model, computer-assisted instruction in reading and math (Compass Learning Odyssey), and small group intervention programs such as SOAR to Reading Success, Read Well and small group mathematics instruction. Several initiatives were implemented to address the mathematical needs of our students, such as universal math morning work, Multiplication-by-the-Step (mastering multiplication facts), Bonus Math Time (problem-solving strategies), and early morning computer-assisted mathematics instruction. Another significant intervention program for BDE students was the BDE Homework Center sponsored by SCE&G. The center provided after-school assistance in the areas of English language arts and math to approximately 45 students.

Professional development focused on improving the quality of classroom instruction using the EDI instructional approach and improving student motivation through a book study of Relationship-Driven Classroom Management by John M. Vitto. Through the Teacher Advancement Program (TAP), master and mentor teachers provided teachers with weekly professional development in researched-based strategies in mathematics to support the school-wide Bonus Math Time.

BDE continues to improve its relationship with the Darlington community through business and faith-based partnerships, the Parent/Teacher/Community Organization, and School Improvement Council. A partnership was formed with New Providence Baptist Church of Darlington to provide mentors to select students. As we continue to focus on educating the whole child, BDE is proud to participate in a fruit and vegetable grant, providing a healthy snack to the students and staff three days a week.

As we plan for the 2011-12 school year, the faculty and staff of Brunson-Dargan Elementary School remain focused and committed to providing a high quality educational program so that all students will have the opportunity to make their dreams become a reality.

Ada O. Harper, Principal Evelyn Robinson, SIC Chairperson

Comprehensive detail, including definitions of ratings, performance criteria, and explanations of status, is available on www.ed.sc.gov and www.eoc.sc.gov as well as school and school district websites.

Printed versions are available from school districts upon request.

Abbreviations Key

N/A Not Applicable N/AV Not Available N/C Not Collected N/R Not Reported I/S Insufficient Sample TBD To be determined
NI Newly Identified CSI Continuing School Improvement CA Corrective Action RP Plan to Restructure R Restructure DELAY School Improvement Status HOLD School Improvement Status