



SC Annual School Report Card Summary

NORTH HARTSVILLE ELEMENTARY
Darlington
Grades: 1-5 **Enrollment: 729**
Principal: Kristi Austin
Superintendent: Dr. Rainey Knight
Board Chair: Charles Govan

PERFORMANCE

Comprehensive detail, including definitions of ratings, performance criteria, and explanations of status, is available on www.ed.sc.gov and www.eoc.sc.gov as well as school and school district websites. Printed versions are available from school districts upon request.

YEAR	ABSOLUTE RATING	GROWTH RATING	PALMETTO GOLD AND SILVER AWARD		AYP STATUS	NCLB IMPROVEMENT STATUS
			General Performance	Closing the Gap		
2011	Excellent	Good	TBD	TBD	Met	N/A
2010	Good	Good	Silver	Silver	Met	N/A
2009	Good	Good	Silver	N/A	Not Met	N/A

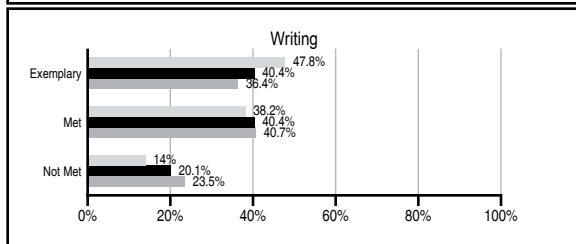
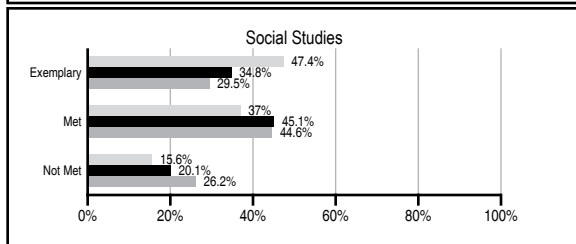
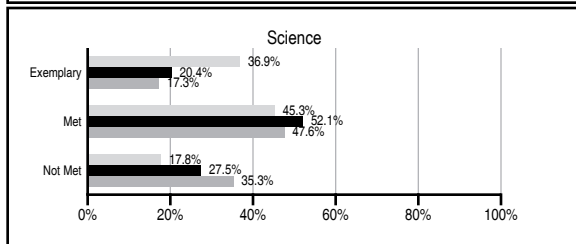
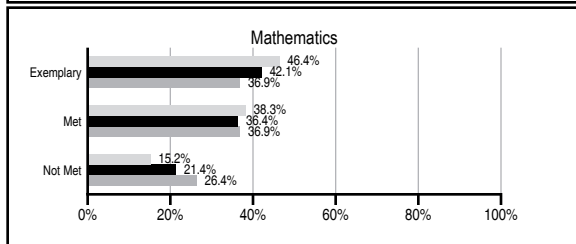
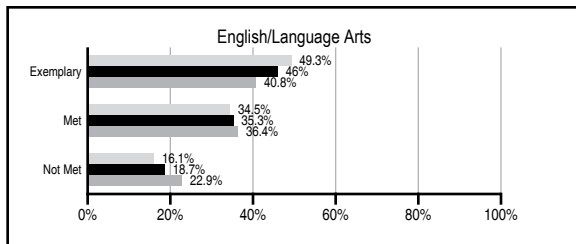
ABSOLUTE RATINGS OF ELEMENTARY SCHOOLS WITH STUDENTS LIKE OURS*

EXCELLENT	GOOD	AVERAGE	BELOW AVERAGE	AT-RISK
29	38	31	0	0

* Ratings are calculated with data available by 11/09/2011. Schools with Students Like Ours are Elementary Schools with Poverty Indices of no more than 5% above or below the index for this school.

PASS PERFORMANCE

Our School
 Elementary Schools with Students Like Ours
 Elementary schools statewide



NAEP PERFORMANCE*

* Performance reported for SC and nation, data not available at school level. Percentages at NAEP Achievement Levels.



SC PERFORMANCE VISION

By 2020 all students will graduate with the knowledge and skills necessary to compete successfully in the global economy, participate in a democratic society and contribute positively as members of families and communities.

Abbreviations Key

N/A Not Applicable N/AV Not Available N/C Not Collected N/R Not Reported I/S Insufficient Sample TBD To be determined

NI Newly Identified CSI Continuing School Improvement CA Corrective Action RP Plan to Restructure R Restructure DELAY School Improvement Status HOLD School Improvement Status

NORTH HARTSVILLE ELEMENTARY [Darlington]

SCHOOL PROFILE

	Our School	Change from Last Year	Elementary Schools with Students Like Ours	Median Elementary School
Students (n=729)				
Retention rate	3.1%	Up from 2.1%	1.1%	1.1%
Attendance rate	95.8%	No Change	96.2%	96.2%
Served by gifted and talented program	10.8%	Up from 10.3%	17.7%	13.4%
With disabilities other than speech	3.1%	Down from 6.1%	4.3%	4.1%
Older than usual for grade	0.7%	Up from 0.3%	0.2%	0.3%
Out-of-school suspensions or expulsions for violent and/or criminal offenses	0.3%	No Change	0.0%	0.0%
Teachers (n=37)				
Teachers with advanced degrees	51.4%	Up from 47.6%	62.9%	62.5%
Continuing contract teachers	94.6%	Down from 97.6%	90.3%	88.2%
Teachers returning from previous year	89.6%	Down from 92.3%	89.4%	87.8%
Teacher attendance rate	96.1%	Down from 96.2%	95.4%	95.2%
Average teacher salary*	\$46,648	Down 1.8%	\$47,795	\$46,773
Classes not taught by highly qualified teachers	0.0%	No Change	0.0%	0.0%
Professional development days/teacher	20.5 days	Up from 17.7 days	10.8 days	10.5 days
School				
Principal's years at school	3.0	Up from 2.0	5.0	4.0
Student-teacher ratio in core subjects	21.8 to 1	Down from 22.2 to 1	20.5 to 1	19.9 to 1
Prime instructional time	90.4%	Down from 90.5%	90.4%	90.4%
Opportunities in the arts	Good	No Change	Good	Good
SACS accreditation	Yes	No Change	Yes	Yes
Parents attending conferences	99.3%	Up from 98.1%	100.0%	100.0%
Character development program	Excellent	No Change	Excellent	Excellent
Dollars spent per pupil**	\$5,183	Down 3.8%	\$6,931	\$7,447
Percent of expenditures for instruction**	66.3%	Down from 67.4%	68.4%	68.4%
Percent of expenditures for teacher salaries**	65.5%	Up from 64.9%	66.0%	65.8%
% of AYP objectives met	100.0%	No Change	95.2%	90.5%

* Length of contract = 185+ days.

** Prior year audited financial data available.

EVALUATION RESULTS

	Teachers	Students*	Parents*
Number of surveys returned	39	145	87
Percent satisfied with learning environment	100.0%	86.9%	89.2%
Percent satisfied with social and physical environment	100.0%	84.8%	83.7%
Percent satisfied with school-home relations	100.0%	89.0%	89.5%

*Only students at the highest elementary school grade level at this school and their parents were included.

REPORT OF PRINCIPAL AND SCHOOL IMPROVEMENT COUNCIL

The North Hartsville Elementary School Eagles soared to new heights during the 2010-2011 school year. The school received Palmetto Silver Awards for Academic Performance and Closing the Achievement Gap, as well as meeting all criteria for Adequate Yearly Progress. With an average of 735 students divided among 31 classrooms, NHE stakeholders work daily to achieve the school's mission statement of providing excellence in education and learning for all students in a safe environment.

First through fourth grade classes are self-contained with a strong emphasis on individualized instruction for each child. Fifth grade classes enjoy team teaching, while also focusing on individualized instruction. Students are also provided opportunities to excel in our related arts program, which includes music, art, physical education, career and guidance, computer lab/technology, and media skills.

Teachers utilize many sources of data, including formal and informal assessments, to set high expectations for all students. First and second grade students are given the Dominie reading assessment and Measures of Academic Progress for Primary Grades (MAP Primary) three times a year, as well as periodic benchmark assessments in math and science. Third through fifth grade students are assessed utilizing Measures of Academic Progress (MAP) three times a year which assists teachers in developing individual growth plans for students. Students have opportunities to work at their instructional level to meet their goals through the use of whole class instruction, computer assisted instruction, and small group sessions.

All North Hartsville Elementary faculty, staff, parents, community members, and business partners work closely together to encourage each child to demonstrate good character and to be successful academically, physically, and emotionally. Our PTO is continuously enhancing our school climate to make North Hartsville Elementary extraordinary by actively coordinating programs throughout the school year.

Through many activities, support of all stakeholders, and a dedication to student achievement, North Hartsville Elementary School is truly "The Best School in the Universe"!

Kristi Austin, Principal
Angela Astralla, SIC Chairperson

Comprehensive detail, including definitions of ratings, performance criteria, and explanations of status, is available on www.ed.sc.gov and www.eoc.sc.gov as well as school and school district websites.

Printed versions are available from school districts upon request.

Abbreviations Key

N/A Not Applicable N/AV Not Available N/C Not Collected N/R Not Reported I/S Insufficient Sample TBD To be determined
NI Newly Identified CSI Continuing School Improvement CA Corrective Action RP Plan to Restructure R Restructure DELAY School Improvement Status HOLD School Improvement Status