



SC Annual School Report Card Summary

CAROLINA ELEMENTARY
Darlington

Grades: 1-5

Enrollment: 256

Principal: Donna R. Barrett

Superintendent: Dr. Rainey Knight

Board Chair: Charles Govan

PERFORMANCE

Comprehensive detail, including definitions of ratings, performance criteria, and explanations of status, is available on www.ed.sc.gov and www.eoc.sc.gov as well as school and school district websites. Printed versions are available from school districts upon request.

| YEAR | ABSOLUTE RATING | GROWTH RATING | PALMETTO GOLD AND SILVER AWARD | | AYP STATUS | NCLB IMPROVEMENT STATUS |
|------|-----------------|---------------|--------------------------------|-----------------|------------|-------------------------|
| | | | General Performance | Closing the Gap | | |
| 2011 | Excellent | Average | TBD | TBD | Not Met | N/A |
| 2010 | Good | Average | N/A | N/A | Met | N/A |
| 2009 | Good | Good | Silver | N/A | Met | N/A |

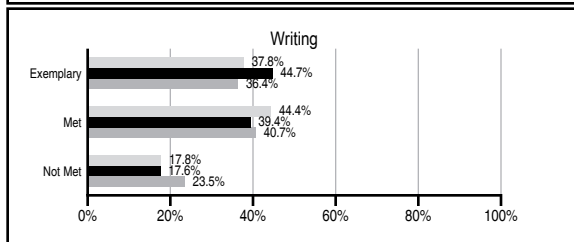
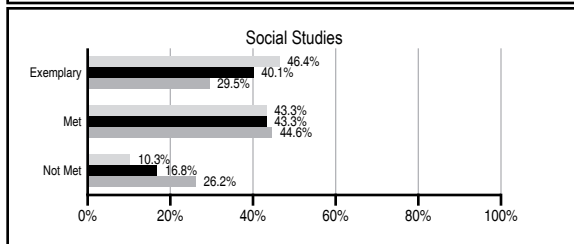
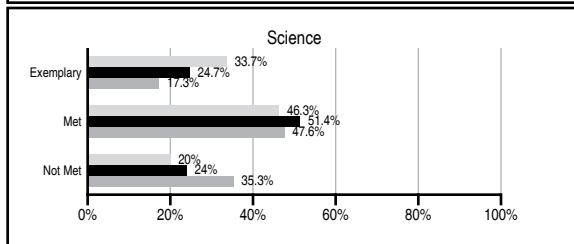
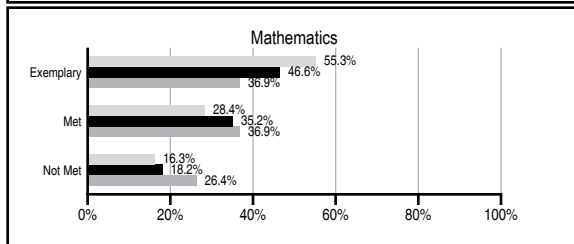
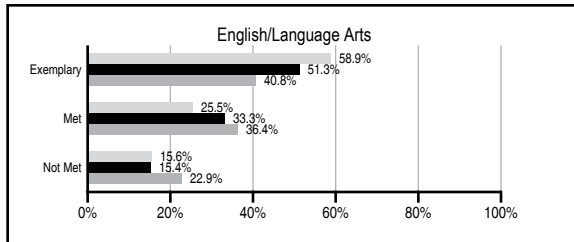
ABSOLUTE RATINGS OF ELEMENTARY SCHOOLS WITH STUDENTS LIKE OURS*

| EXCELLENT | GOOD | AVERAGE | BELOW AVERAGE | AT-RISK |
|-----------|------|---------|---------------|---------|
| 34 | 24 | 4 | 2 | 0 |

* Ratings are calculated with data available by 11/09/2011. Schools with Students Like Ours are Elementary Schools with Poverty Indices of no more than 5% above or below the index for this school.

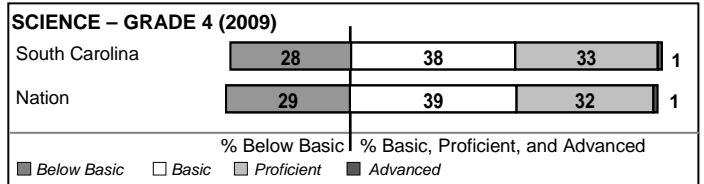

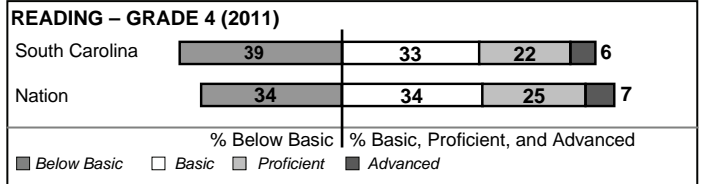
PASS PERFORMANCE

Our School
 Elementary Schools with Students Like Ours
 Elementary schools statewide



NAEP PERFORMANCE*

* Performance reported for SC and nation, data not available at school level. Percentages at NAEP Achievement Levels.



SC PERFORMANCE VISION

By 2020 all students will graduate with the knowledge and skills necessary to compete successfully in the global economy, participate in a democratic society and contribute positively as members of families and communities.

Abbreviations Key

N/A Not Applicable N/AV Not Available N/C Not Collected N/R Not Reported I/S Insufficient Sample TBD To be determined

NI Newly Identified CSI Continuing School Improvement CA Corrective Action RP Plan to Restructure R Restructure DELAY School Improvement Status HOLD School Improvement Status

CAROLINA ELEMENTARY [Darlington]

SCHOOL PROFILE

| | Our School | Change from Last Year | Elementary Schools with Students Like Ours | Median Elementary School |
|--|------------|-----------------------|--|--------------------------|
| Students (n=256) | | | | |
| Retention rate | 0.8% | Up from 0.7% | 0.8% | 1.1% |
| Attendance rate | 96.9% | Up from 96.6% | 96.6% | 96.2% |
| Served by gifted and talented program | 20.6% | Up from 18.8% | 21.3% | 13.4% |
| With disabilities other than speech | 5.3% | Down from 15.3% | 3.7% | 4.1% |
| Older than usual for grade | 0.0% | Down from 0.4% | 0.2% | 0.3% |
| Out-of-school suspensions or expulsions for violent and/or criminal offenses | 0.0% | No Change | 0.0% | 0.0% |
| Teachers (n=16) | | | | |
| Teachers with advanced degrees | 68.8% | Up from 62.5% | 64.6% | 62.5% |
| Continuing contract teachers | 81.3% | Up from 75.0% | 90.2% | 88.2% |
| Teachers returning from previous year | 87.7% | Up from 81.5% | 88.8% | 87.8% |
| Teacher attendance rate | 93.4% | Down from 96.3% | 95.2% | 95.2% |
| Average teacher salary* | \$44,588 | Down 1.9% | \$48,467 | \$46,773 |
| Classes not taught by highly qualified teachers | 0.0% | No Change | 0.0% | 0.0% |
| Professional development days/teacher | 24.5 days | Up from 11.7 days | 10.0 days | 10.5 days |
| School | | | | |
| Principal's years at school | 13.0 | Up from 12.0 | 4.3 | 4.0 |
| Student-teacher ratio in core subjects | 23.0 to 1 | Down from 23.5 to 1 | 20.5 to 1 | 19.9 to 1 |
| Prime instructional time | 89.7% | Down from 92.0% | 91.0% | 90.4% |
| Opportunities in the arts | Good | No Change | Good | Good |
| SACS accreditation | Yes | No Change | Yes | Yes |
| Parents attending conferences | 99.1% | Up from 98.1% | 100.0% | 100.0% |
| Character development program | Excellent | No Change | Excellent | Excellent |
| Dollars spent per pupil** | \$6,893 | Down 14.0% | \$7,019 | \$7,447 |
| Percent of expenditures for instruction** | 57.4% | Down from 58.3% | 70.1% | 68.4% |
| Percent of expenditures for teacher salaries** | 55.0% | Down from 56.6% | 68.8% | 65.8% |
| % of AYP objectives met | 82.4% | Down from 100.0% | 95.0% | 90.5% |

* Length of contract = 185+ days.

** Prior year audited financial data available.

EVALUATION RESULTS

| | Teachers | Students* | Parents* |
|--|----------|-----------|----------|
| Number of surveys returned | 21 | 42 | 39 |
| Percent satisfied with learning environment | 100.0% | 78.6% | 94.9% |
| Percent satisfied with social and physical environment | 100.0% | 83.3% | 97.4% |
| Percent satisfied with school-home relations | 100.0% | 92.9% | 97.4% |

*Only students at the highest elementary school grade level at this school and their parents were included.

REPORT OF PRINCIPAL AND SCHOOL IMPROVEMENT COUNCIL

Mission Statement: A community of learners dedicated to student achievement.

Purpose: The purpose of Carolina Elementary School is to promote academic excellence in each student's life and to establish positive relationships with the entire learning community.

PASS Goals: We are delighted to announce that Carolina Elementary met all the student achievement goals based on Palmetto Assessment of State Standards (PASS) results. Our state report score was: Good (Absolute) and Average (Improvement). We also met Annual Yearly Progress (AYP) by achieving 17 out of 17 criteria. The data is posted on the district website (darlington.k12.sc.us) and the state website (scde.com). We continue to work toward excellence in all academic areas.

Honors: Our guidance counselor was chosen as the finalist for the HEART (Higher Education Awareness Readiness Transition) Award from the South Carolina Commission for Higher Education for her efforts in providing our students with opportunities and information for transitions from school to work.

Activities: This year Carolina held its first Fun Run at Byerly Park for all students and parents who wanted to participate. In October, we had our first parent picnic. Parents enjoyed lunch on the playground with our students. Service Learning projects included gathering items for the local Humane Society, Shoeboxes, Pennies for Leukemia, can goods for our local community and soup kitchen, Relay for Life and recycling water bottles. Our Junior Beta Club students help to organize and collect these items. Our parent showcase this year focused on writing. Parents came to our classrooms and wrote poems with our students. At the end of the year, third grade participated in a writing camp that was held in the classroom. This 'camp' gave students a real life reason for writing. We also had grade level celebrations and a fifth grade graduation. In April, students participated in an after school program called MAD Science where students were actively involved in science experiments and learning.

School Climate: We continue with Positive Behavior Interventions with our distribution of coins to students and staff for showing positive behaviors. Classes get to choose rewards for accumulating coins. As a school wide reward, we ended the year with a celebration called "Dragon Fest" where students go to special events during the day in honor of positive behaviors.

Technology: Three of our teachers participated in district training for new software Activ Inspire for our Promethean Boards. They will train the remaining staff members this coming year.

Parent Organizations: Our Fitness Trail is complete for this year including a climbing wall designed and constructed by an Eagle Scout from our Hartsville High School. Carolina Staff and students are dedicated to doing our best in academics, building positive relationships and serving others.

Donna R. Barrett, Principal
Nique Knockemus, School Improvement Council Chairman

Comprehensive detail, including definitions of ratings, performance criteria, and explanations of status, is available on www.ed.sc.gov and www.eoc.sc.gov as well as school and school district websites.

Printed versions are available from school districts upon request.

Abbreviations Key

N/A Not Applicable N/AV Not Available N/C Not Collected N/R Not Reported I/S Insufficient Sample TBD To be determined
NI Newly Identified CSI Continuing School Improvement CA Corrective Action RP Plan to Restructure R Restructure DELAY School Improvement Status HOLD School Improvement Status