



SC Annual School Report Card Summary

BROCKINGTON ELEMENTARY
 Darlington
 Grades: 3-5 Enrollment: 428
 Principal: Allison M. Baker
 Superintendent: Dr. Rainey Knight
 Board Chair: Charles Govan

PERFORMANCE

Comprehensive detail, including definitions of ratings, performance criteria, and explanations of status, is available on www.ed.sc.gov and www.eoc.sc.gov as well as school and school district websites. Printed versions are available from school districts upon request.

YEAR	ABSOLUTE RATING	GROWTH RATING	PALMETTO GOLD AND SILVER AWARD		AYP STATUS	NCLB IMPROVEMENT STATUS
			General Performance	Closing the Gap		
2011	Average	Average	TBD	TBD	Not Met	RP-HOLD
2010	Average	Average	N/A	N/A	Not Met	RP
2009	Average	Average	N/A	N/A	Not Met	CA

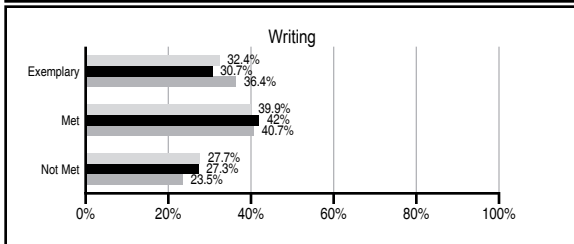
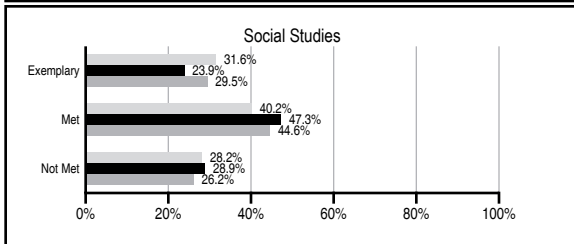
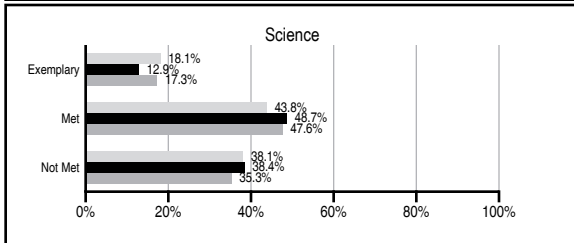
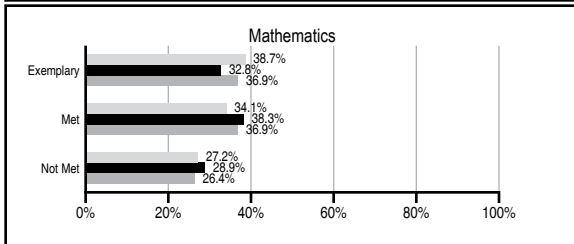
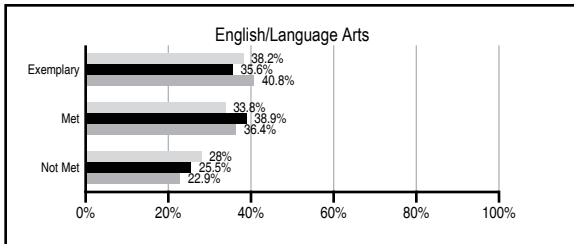
ABSOLUTE RATINGS OF ELEMENTARY SCHOOLS WITH STUDENTS LIKE OURS*

EXCELLENT	GOOD	AVERAGE	BELOW AVERAGE	AT-RISK
5	19	92	9	0

* Ratings are calculated with data available by 11/09/2011. Schools with Students Like Ours are Elementary Schools with Poverty Indices of no more than 5% above or below the index for this school.



PASS PERFORMANCE

Our School
 Elementary Schools with Students Like Ours
 Elementary schools statewide



NAEP PERFORMANCE*

* Performance reported for SC and nation, data not available at school level. Percentages at NAEP Achievement Levels.



SC PERFORMANCE VISION

By 2020 all students will graduate with the knowledge and skills necessary to compete successfully in the global economy, participate in a democratic society and contribute positively as members of families and communities.

Abbreviations Key

N/A Not Applicable N/AV Not Available N/C Not Collected N/R Not Reported I/S Insufficient Sample TBD To be determined

NI Newly Identified CSI Continuing School Improvement CA Corrective Action RP Plan to Restructure R Restructure DELAY School Improvement Status HOLD School Improvement Status

BROCKINGTON ELEMENTARY [Darlington]

SCHOOL PROFILE

	Our School	Change from Last Year	Elementary Schools with Students Like Ours	Median Elementary School
Students (n=428)				
Retention rate	0.5%	Up from 0.4%	1.3%	1.1%
Attendance rate	96.0%	Up from 95.7%	95.9%	96.2%
Served by gifted and talented program	11.0%	Up from 9.2%	11.6%	13.4%
With disabilities other than speech	4.8%	Down from 10.8%	4.9%	4.1%
Older than usual for grade	0.9%	Down from 1.5%	0.3%	0.3%
Out-of-school suspensions or expulsions for violent and/or criminal offenses	0.0%	No Change	0.0%	0.0%
Teachers (n=25)				
Teachers with advanced degrees	52.0%	Down from 63.0%	60.5%	62.5%
Continuing contract teachers	92.0%	Up from 88.9%	89.5%	88.2%
Teachers returning from previous year	87.0%	Up from 85.8%	87.8%	87.8%
Teacher attendance rate	94.8%	Down from 96.7%	95.1%	95.2%
Average teacher salary*	\$41,978	Down 2.9%	\$46,643	\$46,773
Classes not taught by highly qualified teachers	0.0%	No Change	0.0%	0.0%
Professional development days/teacher	17.4 days	Up from 13.2 days	11.3 days	10.5 days
School				
Principal's years at school	8.0	Up from 7.0	4.0	4.0
Student-teacher ratio in core subjects	24.4 to 1	Up from 20.3 to 1	19.6 to 1	19.9 to 1
Prime instructional time	89.3%	Down from 91.7%	90.0%	90.4%
Opportunities in the arts	Good	No Change	Good	Good
SACS accreditation	Yes	No Change	Yes	Yes
Parents attending conferences	100.0%	Up from 97.5%	100.0%	100.0%
Character development program	Good	No Change	Excellent	Excellent
Dollars spent per pupil**	\$6,093	Down 3.9%	\$7,476	\$7,447
Percent of expenditures for instruction**	63.0%	Down from 65.1%	67.3%	68.4%
Percent of expenditures for teacher salaries**	60.6%	Up from 56.7%	64.6%	65.8%
% of AYP objectives met	89.5%	Down from 95.2%	88.2%	90.5%

* Length of contract = 185+ days.

** Prior year audited financial data available.

EVALUATION RESULTS

	Teachers	Students*	Parents*
Number of surveys returned	28	146	75
Percent satisfied with learning environment	96.4%	91.0%	93.3%
Percent satisfied with social and physical environment	96.4%	85.4%	90.7%
Percent satisfied with school-home relations	88.9%	85.4%	83.6%

*Only students at the highest elementary school grade level at this school and their parents were included.

REPORT OF PRINCIPAL AND SCHOOL IMPROVEMENT COUNCIL

In August 2010, Brockington Elementary Magnet School unveiled a new look. After nearly two years of construction on the school grounds, the Title I site showed off both extensive renovations and new construction. Opening of the school year was enhanced by the beautiful setting, and the school adopted the year's theme, "Our Future is So Bright, We Have to Wear Shades!"

Other initiatives were celebrated at BES during 2010-11. The Eagle Cadet Program generated excitement throughout the school. This program was an added component to the school's character education model. Through the program, students were given jobs and roles throughout the school. The students shared in the responsibility of maintaining the order and care of the school at large, resulting in a very positive effect on morale.

Since academics remain the top priority at Brockington, many efforts were extended to help achieve continuous growth. In English Language Arts, the school continued implementation of the Balanced Literacy Model while placing special emphasis on Literacy Workstations and Writing. The school worked closely with a writing consultant who offered coaching services with selected teachers. Students needing additional assistance had opportunities to work with Reading Interventionists. In math, teachers used a school-specific model to administer assessments, conduct item analysis, and plan instruction. These efforts were measured internally, and yielded positive results. It was a very successful year for Brockington Elementary on many levels!

Nancy Fender, SIC Chair; Allison Baker, Principal

Comprehensive detail, including definitions of ratings, performance criteria, and explanations of status, is available on www.ed.sc.gov and www.eoc.sc.gov as well as school and school district websites.

Printed versions are available from school districts upon request.

Abbreviations Key

N/A Not Applicable N/AV Not Available N/C Not Collected N/R Not Reported I/S Insufficient Sample TBD To be determined
 NI Newly Identified CSI Continuing School Improvement CA Corrective Action RP Plan to Restructure R Restructure DELAY School Improvement Status HOLD School Improvement Status