



# SC Annual School Report Card Summary

**HENDERSONVILLE ELEMENTARY**  
**Colleton**  
**Grades: PK-5** Enrollment: 482  
**Principal: Jessica Williams**  
**Superintendent: Ms. Leila Williams**  
**Board Chair: Mr. Wayne Shider**

## PERFORMANCE

Comprehensive detail, including definitions of ratings, performance criteria, and explanations of status, is available on [www.ed.sc.gov](http://www.ed.sc.gov) and [www.eoc.sc.gov](http://www.eoc.sc.gov) as well as school and school district websites. Printed versions are available from school districts upon request.

YEAR	ABSOLUTE RATING	GROWTH RATING	PALMETTO GOLD AND SILVER AWARD		AYP STATUS	NCLB IMPROVEMENT STATUS
			General Performance	Closing the Gap		
2011	Average	Average	TBD	TBD	Not Met	RP
2010	Average	Average	N/A	N/A	Not Met	CA
2009	Average	Average	N/A	N/A	Met	CSI-DELAY

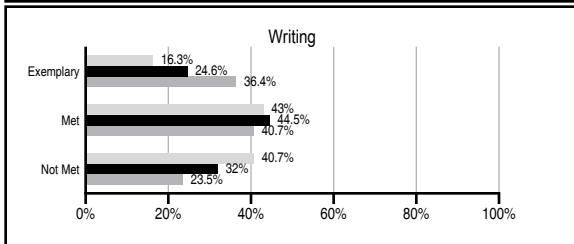
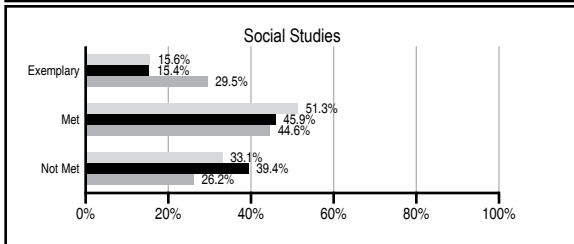
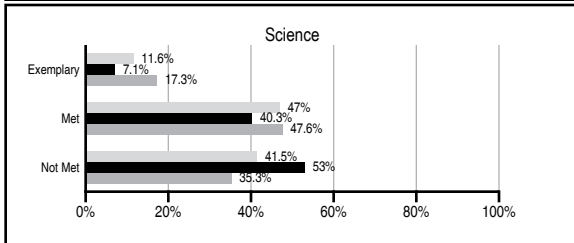
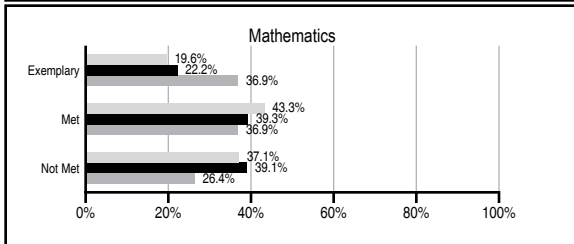
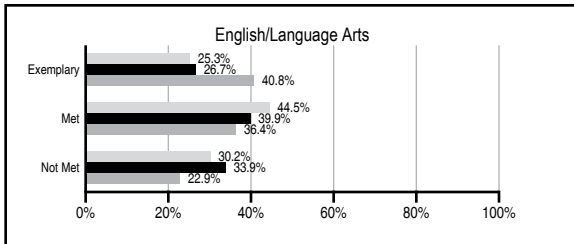
## ABSOLUTE RATINGS OF ELEMENTARY SCHOOLS WITH STUDENTS LIKE OURS\*

EXCELLENT	GOOD	AVERAGE	BELOW AVERAGE	AT-RISK
2	8	87	51	23

\* Ratings are calculated with data available by 11/09/2011. Schools with Students Like Ours are Elementary Schools with Poverty Indices of no more than 5% above or below the index for this school.


## PASS PERFORMANCE

Our School
  Elementary Schools with Students Like Ours
  Elementary schools statewide



## NAEP PERFORMANCE\*

\* Performance reported for SC and nation, data not available at school level. Percentages at NAEP Achievement Levels.



## SC PERFORMANCE VISION

*By 2020 all students will graduate with the knowledge and skills necessary to compete successfully in the global economy, participate in a democratic society and contribute positively as members of families and communities.*

### Abbreviations Key

N/A Not Applicable N/AV Not Available N/C Not Collected N/R Not Reported I/S Insufficient Sample TBD To be determined

NI Newly Identified CSI Continuing School Improvement CA Corrective Action RP Plan to Restructure R Restructure DELAY School Improvement Status HOLD School Improvement Status

# HENDERSONVILLE ELEMENTARY [Colleton]

## SCHOOL PROFILE

	Our School	Change from Last Year	Elementary Schools with Students Like Ours	Median Elementary School
<b>Students (n=482)</b>				
Retention rate	1.9%	Down from 6.3%	1.5%	1.1%
Attendance rate	95.2%	Down from 95.7%	96.2%	96.2%
Served by gifted and talented program	4.9%	Up from 1.7%	5.3%	13.4%
With disabilities other than speech	4.5%	Down from 9.9%	4.2%	4.1%
Older than usual for grade	2.2%	Down from 3.9%	0.5%	0.3%
Out-of-school suspensions or expulsions for violent and/or criminal offenses	0.0%	Down from 0.2%	0.0%	0.0%
<b>Teachers (n=34)</b>				
Teachers with advanced degrees	44.1%	Up from 43.8%	61.9%	62.5%
Continuing contract teachers	76.5%	Up from 68.8%	82.3%	88.2%
Teachers returning from previous year	83.9%	Up from 80.1%	84.7%	87.8%
Teacher attendance rate	96.0%	Up from 91.9%	95.2%	95.2%
Average teacher salary*	\$41,254	Down 1.1%	\$45,196	\$46,773
Classes not taught by highly qualified teachers	2.3%	Down from 2.4%	0.0%	0.0%
Professional development days/teacher	8.4 days	Up from 6.4 days	10.6 days	10.5 days
<b>School</b>				
Principal's years at school	4.0	Up from 3.0	4.0	4.0
Student-teacher ratio in core subjects	18.5 to 1	Down from 22.0 to 1	17.6 to 1	19.9 to 1
Prime instructional time	90.1%	Up from 87.0%	90.3%	90.4%
Opportunities in the arts	Good	No Change	Good	Good
SACS accreditation	Yes	Up from No	Yes	Yes
Parents attending conferences	100.0%	No Change	100.0%	100.0%
Character development program	Excellent	Up from Average	Excellent	Excellent
Dollars spent per pupil**	\$5,455	Down 1.4%	\$8,435	\$7,447
Percent of expenditures for instruction**	69.8%	Up from 68.8%	67.8%	68.4%
Percent of expenditures for teacher salaries**	69.0%	Up from 65.9%	64.7%	65.8%
% of AYP objectives met	71.4%	Down from 95.2%	76.9%	90.5%

\* Length of contract = 185+ days.

\*\* Prior year audited financial data available.

## EVALUATION RESULTS

	Teachers	Students*	Parents*
Number of surveys returned	6	80	54
Percent satisfied with learning environment	83.3%	86.3%	86.5%
Percent satisfied with social and physical environment	83.3%	76.6%	92.3%
Percent satisfied with school-home relations	83.3%	87.5%	88.7%

\*Only students at the highest elementary school grade level at this school and their parents were included.

## REPORT OF PRINCIPAL AND SCHOOL IMPROVEMENT COUNCIL

Hendersonville Elementary School, located in the southern portion of Colleton County, serves approximately 508 students in pre-kindergarten through fifth grade. Students come from a predominately rural setting with 70% African American students, 28% Caucasian students and 2% from other ethnic origins. Our vision at Hendersonville Elementary School is "Every day, every student will experience success with grade level materials in a safe and supportive environment." Principal Jessica F. Williams, along with the faculty, staff, parents, and community members have continued to implement strategies in keeping with this vision.

Analysis of PASS and MAP data in conjunction with subject-specific progress monitoring has strengthened the academic progress of our students. Students received daily small group differentiated instruction provided by classroom teachers and interventionists. The Inclusion Model of instructing students with disabilities was implemented this year. Students in grades 4-5 also received instruction in single-gender self-contained classes. These educational models promoted classroom community and accommodated individual learning styles. All classrooms are equipped with the latest technology including SMART Boards, Airliners, and Student Response Systems.

This year Hendersonville continued a progress monitoring cycle that included planning, observation of lessons, and standards-based assessments. Using this model, teachers were given specific feedback on teaching and students were given specific feedback on learning. Positive Behavior Intervention System (PBIS) was continued during the 2010-2011 school year. This system promotes positive student behavior and character development on a school wide basis while emphasizing our motto "Be SHARP". The Jr. Leadership Program, Student Council, Mentoring Club, Cheerleading and Football Programs were continued.

The faculty participated in various staff development opportunities throughout the year. The faculty continued the book study, "How the Brain Learns" (David Sousa), which focused on understanding how the brain processes information to help make the learning process more effective. "How the Brain Learns" correlates with EDI (Effective Direct Instruction) and presents a research based rationale for why and when certain instructional strategies should be considered and used. Teachers applied strategies from this book study into their classroom instruction.

We are confident that Hendersonville Elementary students will continue to make academic gains as documented by PASS test scores. We expect that their social and emotional growth will be enhanced because of the nurturing community environment that has been established at our school. We expect the students of Hendersonville Elementary will exceed the projected goals for 2010-11 school term.

Jessica F. Williams, Principal  
Pastor Joseph Williams, SIC Chairperson

Comprehensive detail, including definitions of ratings, performance criteria, and explanations of status, is available on [www.ed.sc.gov](http://www.ed.sc.gov) and [www.eoc.sc.gov](http://www.eoc.sc.gov) as well as school and school district websites.

Printed versions are available from school districts upon request.

### Abbreviations Key

N/A Not Applicable N/AV Not Available N/C Not Collected N/R Not Reported I/S Insufficient Sample TBD To be determined

NI Newly Identified CSI Continuing School Improvement CA Corrective Action RP Plan to Restructure R Restructure DELAY School Improvement Status HOLD School Improvement Status