



SC Annual School Report Card Summary

EDISTO BEACH ELEMENTARY
Colleton
Grades: PK-6 Enrollment: 35
Principal: Olivia Padgett
Superintendent: Ms. Leila Williams
Board Chair: Mr. Wayne Shider

PERFORMANCE

Comprehensive detail, including definitions of ratings, performance criteria, and explanations of status, is available on www.ed.sc.gov and www.eoc.sc.gov as well as school and school district websites. Printed versions are available from school districts upon request.

YEAR	ABSOLUTE RATING	GROWTH RATING	PALMETTO GOLD AND SILVER AWARD		AYP STATUS	NCLB IMPROVEMENT STATUS
			General Performance	Closing the Gap		
2011	Excellent	Excellent	TBD	TBD	Met	N/A
2010	Excellent	Excellent	Gold	N/A	Met	N/A
2009	Excellent	Good	Gold	N/A	Met	N/A

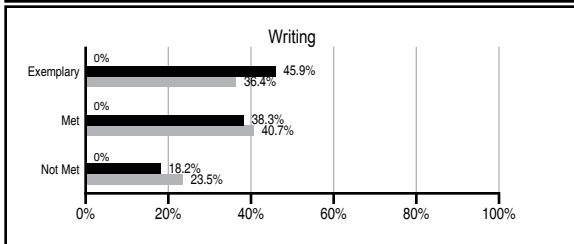
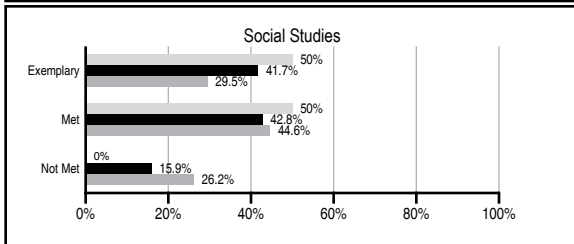
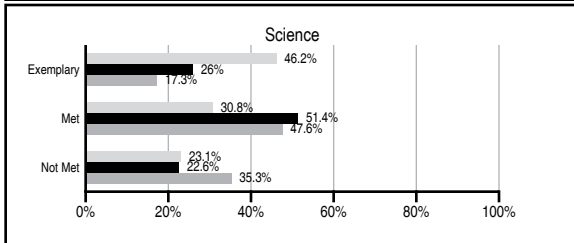
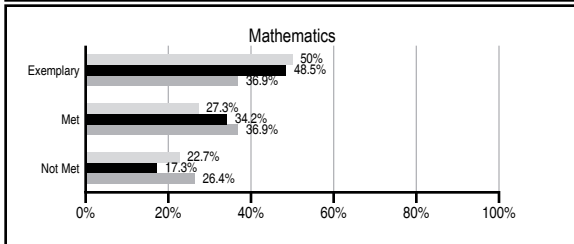
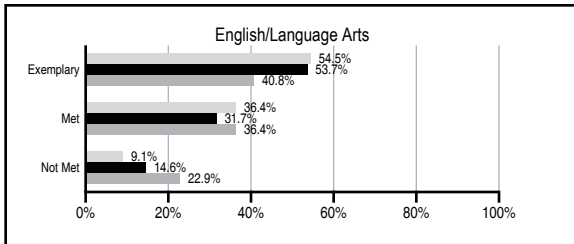
ABSOLUTE RATINGS OF ELEMENTARY SCHOOLS WITH STUDENTS LIKE OURS*

EXCELLENT	GOOD	AVERAGE	BELOW AVERAGE	AT-RISK
33	14	3	2	0

* Ratings are calculated with data available by 11/09/2011. Schools with Students Like Ours are Elementary Schools with Poverty Indices of no more than 5% above or below the index for this school.




PASS PERFORMANCE

Our School
 Elementary Schools with Students Like Ours
 Elementary schools statewide



NAEP PERFORMANCE*

* Performance reported for SC and nation, data not available at school level. Percentages at NAEP Achievement Levels.



SC PERFORMANCE VISION

By 2020 all students will graduate with the knowledge and skills necessary to compete successfully in the global economy, participate in a democratic society and contribute positively as members of families and communities.

Abbreviations Key

N/A Not Applicable N/AV Not Available N/C Not Collected N/R Not Reported I/S Insufficient Sample TBD To be determined

NI Newly Identified CSI Continuing School Improvement CA Corrective Action RP Plan to Restructure R Restructure DELAY School Improvement Status HOLD School Improvement Status

EDISTO BEACH ELEMENTARY [Colleton]

SCHOOL PROFILE

	Our School	Change from Last Year	Elementary Schools with Students Like Ours	Median Elementary School
Students (n=35)				
Retention rate	0.0%	No Change	0.8%	1.1%
Attendance rate	94.1%	Down from 95.7%	96.5%	96.2%
Served by gifted and talented program	17.4%	Up from 7.7%	22.1%	13.4%
With disabilities other than speech	0.0%	Down from 6.8%	3.9%	4.1%
Older than usual for grade	0.0%	No Change	0.2%	0.3%
Out-of-school suspensions or expulsions for violent and/or criminal offenses	0.0%	No Change	0.0%	0.0%
Teachers (n=5)				
Teachers with advanced degrees	40.0%	Down from 50.0%	64.1%	62.5%
Continuing contract teachers	100.0%	No Change	89.5%	88.2%
Teachers returning from previous year	100.0%	No Change	87.9%	87.8%
Teacher attendance rate	100.0%	Up from 97.5%	95.5%	95.2%
Average teacher salary*	N/A	N/A	\$48,243	\$46,773
Classes not taught by highly qualified teachers	0.0%	No Change	0.0%	0.0%
Professional development days/teacher	2.0 days	Down from 3.9 days	9.4 days	10.5 days
School				
Principal's years at school	4.5	Up from 3.5	4.0	4.0
Student-teacher ratio in core subjects	9.0 to 1	Down from 10.3 to 1	20.8 to 1	19.9 to 1
Prime instructional time	94.1%	Up from 92.5%	91.3%	90.4%
Opportunities in the arts	Good	No Change	Good	Good
SACS accreditation	No	No Change	Yes	Yes
Parents attending conferences	100.0%	No Change	100.0%	100.0%
Character development program	Good	Up from Average	Excellent	Excellent
Dollars spent per pupil**	\$11,426	Up 10.3%	\$7,118	\$7,447
Percent of expenditures for instruction**	78.5%	Down from 79.6%	68.7%	68.4%
Percent of expenditures for teacher salaries**	75.7%	Down from 76.7%	67.4%	65.8%
% of AYP objectives met	100.0%	No Change	97.6%	90.5%

* Length of contract = 185+ days.

** Prior year audited financial data available.

EVALUATION RESULTS

	Teachers	Students*	Parents*
Number of surveys returned	4	0	3
Percent satisfied with learning environment	I/S	FORMS	I/S
Percent satisfied with social and physical environment	I/S	LOST IN	I/S
Percent satisfied with school-home relations	I/S	SHIPMENT	I/S

*Only students at the highest elementary school grade level at this school and their parents were included.

REPORT OF PRINCIPAL AND SCHOOL IMPROVEMENT COUNCIL

Edisto Beach Elementary School continues to strive for academic excellence. The school's report card rating and Palmetto Gold Award indicate a strong instructional program. During 2010-2011, classes remained multi-level [with 4 teachers serving 8 grade levels] and teaching assignments remained departmentalized because the staff believes this enhances effective instruction.

The contributions of a strong and dedicated PTO encourage excellence among students and staff. The PTO continues to financially assist in addressing the academic and enrichment needs of students. Strong community support provides local grants and volunteers for our school.

The economic climate and a changing population reflect the need to increase staff development in several areas, including single gender education and instruction for special needs students, as well as a need to improve the quality of communication with parents regarding expectations for student achievement, curriculum standards, and resources available to families.

School Improvement Council Chairman, Shelly Bell;
Principal, Olivia Padgett

Comprehensive detail, including definitions of ratings, performance criteria, and explanations of status, is available on www.ed.sc.gov and www.eoc.sc.gov as well as school and school district websites.

Printed versions are available from school districts upon request.

Abbreviations Key

N/A Not Applicable N/AV Not Available N/C Not Collected N/R Not Reported I/S Insufficient Sample TBD To be determined
NI Newly Identified CSI Continuing School Improvement CA Corrective Action RP Plan to Restructure R Restructure DELAY School Improvement Status HOLD School Improvement Status