



SC Annual School Report Card Summary

FOREST HILLS ELEMENTARY
Colleton
Grades: 1-5 Enrollment: 627
Principal: Cindy S. Riley
Superintendent: Ms. Leila Williams
Board Chair: Mr. Wayne Shider

PERFORMANCE

Comprehensive detail, including definitions of ratings, performance criteria, and explanations of status, is available on www.ed.sc.gov and www.eoc.sc.gov as well as school and school district websites. Printed versions are available from school districts upon request.

YEAR	ABSOLUTE RATING	GROWTH RATING	PALMETTO GOLD AND SILVER AWARD		AYP STATUS	NCLB IMPROVEMENT STATUS
			General Performance	Closing the Gap		
2011	Average	Average	TBD	TBD	Not Met	N/A
2010	Average	Good	Silver	N/A	Met	N/A
2009	Average	Average	N/A	N/A	Met	CSI-DELAY

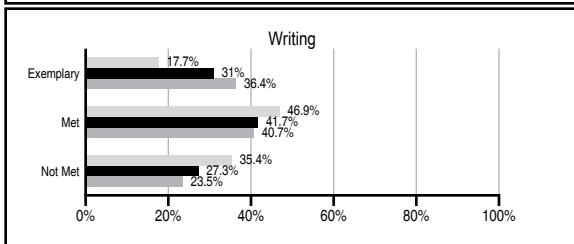
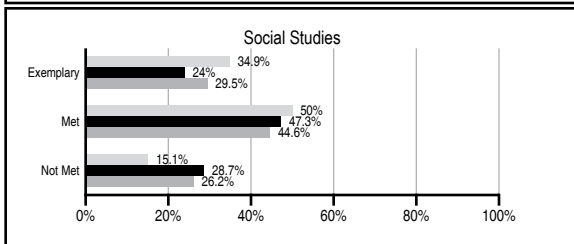
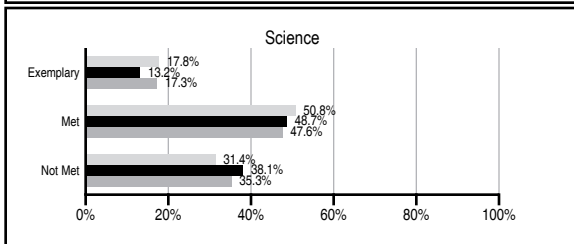
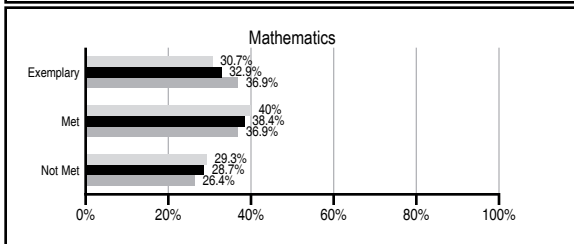
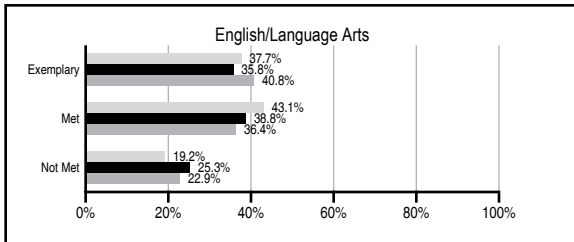
ABSOLUTE RATINGS OF ELEMENTARY SCHOOLS WITH STUDENTS LIKE OURS*

EXCELLENT	GOOD	AVERAGE	BELOW AVERAGE	AT-RISK
6	19	87	9	0

* Ratings are calculated with data available by 11/09/2011. Schools with Students Like Ours are Elementary Schools with Poverty Indices of no more than 5% above or below the index for this school.

PASS PERFORMANCE

Our School
 Elementary Schools with Students Like Ours
 Elementary schools statewide



NAEP PERFORMANCE*

* Performance reported for SC and nation, data not available at school level. Percentages at NAEP Achievement Levels.



SC PERFORMANCE VISION

By 2020 all students will graduate with the knowledge and skills necessary to compete successfully in the global economy, participate in a democratic society and contribute positively as members of families and communities.

Abbreviations Key

N/A Not Applicable N/AV Not Available N/C Not Collected N/R Not Reported I/S Insufficient Sample TBD To be determined

NI Newly Identified CSI Continuing School Improvement CA Corrective Action RP Plan to Restructure R Restructure DELAY School Improvement Status HOLD School Improvement Status

FOREST HILLS ELEMENTARY [Colleton]

SCHOOL PROFILE

	Our School	Change from Last Year	Elementary Schools with Students Like Ours	Median Elementary School
Students (n=627)				
Retention rate	1.8%	Up from 1.2%	1.2%	1.1%
Attendance rate	95.6%	Down from 96.8%	95.9%	96.2%
Served by gifted and talented program	6.3%	Down from 11.1%	11.9%	13.4%
With disabilities other than speech	4.5%	Down from 9.1%	5.1%	4.1%
Older than usual for grade	1.2%	Up from 0.9%	0.3%	0.3%
Out-of-school suspensions or expulsions for violent and/or criminal offenses	0.0%	No Change	0.0%	0.0%
Teachers (n=36)				
Teachers with advanced degrees	36.1%	Down from 42.5%	60.0%	62.5%
Continuing contract teachers	77.8%	Down from 85.0%	89.7%	88.2%
Teachers returning from previous year	84.7%	Down from 84.9%	87.5%	87.8%
Teacher attendance rate	94.0%	Up from 93.2%	95.2%	95.2%
Average teacher salary*	\$41,646	Down 2.5%	\$46,609	\$46,773
Classes not taught by highly qualified teachers	1.9%	Up from 0.0%	0.0%	0.0%
Professional development days/teacher	17.1 days	Down from 22.8 days	11.3 days	10.5 days
School				
Principal's years at school	4.0	Up from 3.0	4.0	4.0
Student-teacher ratio in core subjects	20.7 to 1	Up from 19.8 to 1	19.6 to 1	19.9 to 1
Prime instructional time	88.2%	Down from 88.7%	90.1%	90.4%
Opportunities in the arts	Good	No Change	Good	Good
SACS accreditation	No	No Change	Yes	Yes
Parents attending conferences	100.0%	Up from 99.7%	100.0%	100.0%
Character development program	Excellent	No Change	Excellent	Excellent
Dollars spent per pupil**	\$6,153	Down 8.2%	\$7,420	\$7,447
Percent of expenditures for instruction**	75.5%	No Change	66.9%	68.4%
Percent of expenditures for teacher salaries**	70.9%	Down from 74.0%	64.6%	65.8%
% of AYP objectives met	85.7%	Down from 100.0%	88.2%	90.5%

* Length of contract = 185+ days.

** Prior year audited financial data available.

REPORT OF PRINCIPAL AND SCHOOL IMPROVEMENT COUNCIL

Forest Hills Elementary is located in the heart of historic Walterboro. Our current enrollment of 630 students includes a diverse population of students. Our students, faculty and staff have worked diligently once again to make the current school year a great success.

Positive Behavior Interventions and Supports (PBIS) was continued school-wide and we saw a reduction in classroom referrals from 249 during the 2009-10 school year to 194 during the 2010-2011 school year. We also continued with single gender classes in third, fourth, and fifth grade. NWEA's Measures of Academic Progress (MAP) test data was analyzed to drive our instruction and meet the needs of all of our students. Students, faculty, and staff participated in various community outreach events such as: American Cancer Society's Relay for Life, Food Drive to support a food pantry at a local church, and Jump Rope for Heart.

Technology in the classroom was expanded through the continued use of SMARTBoards for all of our first through fifth grade teachers by engaging students in active learning. Smart Document cameras continued to be used by our teachers. Differentiated instruction was provided through small, flexible groups and provided intervention and instruction based on students' MAP scores (Measure of Academic Progress). Our teachers worked diligently to provide data driven instruction to meet the needs of our students.

Student progress and success were celebrated through perfect attendance, honor roll and quarterly recognition ceremonies. ForestHills Elementary is a school where positive attitudes are working together for success!

Cindy S. Riley, Principal
James Broderick, School Improvement Chairperson

EVALUATION RESULTS

	Teachers	Students*	Parents*
Number of surveys returned	33	101	44
Percent satisfied with learning environment	97.0%	92.0%	83.7%
Percent satisfied with social and physical environment	90.9%	94.1%	83.7%
Percent satisfied with school-home relations	90.9%	90.1%	88.4%

*Only students at the highest elementary school grade level at this school and their parents were included.

Comprehensive detail, including definitions of ratings, performance criteria, and explanations of status, is available on www.ed.sc.gov and www.eoc.sc.gov as well as school and school district websites.

Printed versions are available from school districts upon request.

Abbreviations Key

N/A Not Applicable N/AV Not Available N/C Not Collected N/R Not Reported I/S Insufficient Sample TBD To be determined
NI Newly Identified CSI Continuing School Improvement CA Corrective Action RP Plan to Restructure R Restructure DELAY School Improvement Status HOLD School Improvement Status