



SC Annual School Report Card Summary

COTTAGEVILLE ELEMENTARY
Colleton
Grades: PK-5 Enrollment: 548
Principal: Tracy McDonald
Superintendent: Ms. Leila Williams
Board Chair: Mr. Wayne Shider

PERFORMANCE

Comprehensive detail, including definitions of ratings, performance criteria, and explanations of status, is available on www.ed.sc.gov and www.eoc.sc.gov as well as school and school district websites. Printed versions are available from school districts upon request.

YEAR	ABSOLUTE RATING	GROWTH RATING	PALMETTO GOLD AND SILVER AWARD		AYP STATUS	NCLB IMPROVEMENT STATUS
			General Performance	Closing the Gap		
2011	Average	Average	TBD	TBD	Not Met	RP
2010	Average	Good	Silver	Silver	Not Met	CA
2009	Average	Average	N/A	N/A	Met	CSI-DELAY

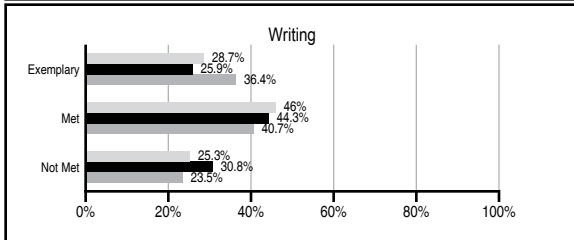
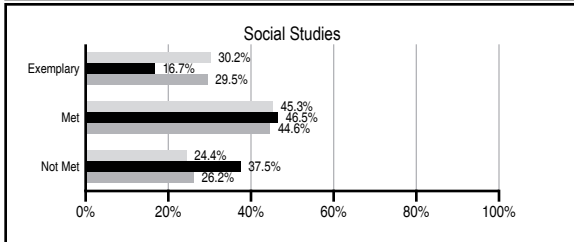
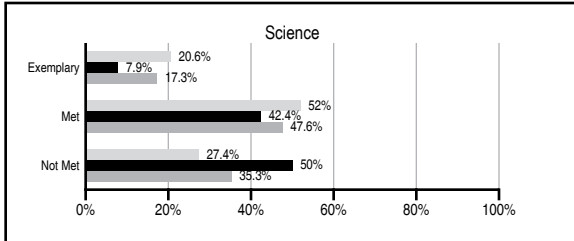
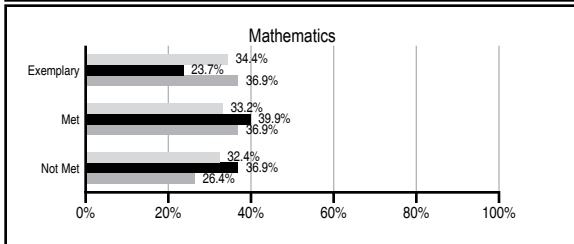
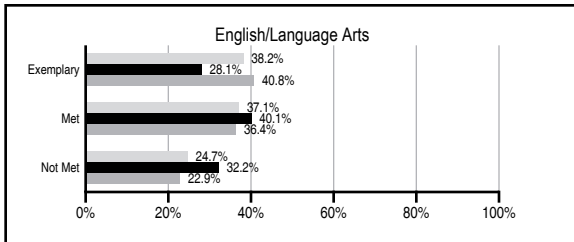
ABSOLUTE RATINGS OF ELEMENTARY SCHOOLS WITH STUDENTS LIKE OURS*

EXCELLENT	GOOD	AVERAGE	BELOW AVERAGE	AT-RISK
3	9	108	47	17

* Ratings are calculated with data available by 11/09/2011. Schools with Students Like Ours are Elementary Schools with Poverty Indices of no more than 5% above or below the index for this school.

PASS PERFORMANCE

Our School
 Elementary Schools with Students Like Ours
 Elementary schools statewide



NAEP PERFORMANCE*

* Performance reported for SC and nation, data not available at school level. Percentages at NAEP Achievement Levels.



SC PERFORMANCE VISION

By 2020 all students will graduate with the knowledge and skills necessary to compete successfully in the global economy, participate in a democratic society and contribute positively as members of families and communities.

Abbreviations Key

N/A Not Applicable N/AV Not Available N/C Not Collected N/R Not Reported I/S Insufficient Sample TBD To be determined

NI Newly Identified CSI Continuing School Improvement CA Corrective Action RP Plan to Restructure R Restructure DELAY School Improvement Status HOLD School Improvement Status

COTTAGEVILLE ELEMENTARY [Colleton]

SCHOOL PROFILE

	Our School	Change from Last Year	Elementary Schools with Students Like Ours	Median Elementary School
Students (n=548)				
Retention rate	1.6%	Up from 1.3%	1.5%	1.1%
Attendance rate	94.1%	Down from 96.2%	95.9%	96.2%
Served by gifted and talented program	10.1%	Down from 12.3%	6.2%	13.4%
With disabilities other than speech	3.5%	Down from 16.4%	4.3%	4.1%
Older than usual for grade	1.1%	Down from 2.1%	0.5%	0.3%
Out-of-school suspensions or expulsions for violent and/or criminal offenses	0.0%	No Change	0.0%	0.0%
Teachers (n=34)				
Teachers with advanced degrees	44.1%	Up from 38.2%	61.5%	62.5%
Continuing contract teachers	85.3%	Up from 76.5%	83.3%	88.2%
Teachers returning from previous year	90.7%	Up from 85.1%	85.1%	87.8%
Teacher attendance rate	94.4%	Down from 95.9%	95.1%	95.2%
Average teacher salary*	\$39,657	Down 2.0%	\$45,319	\$46,773
Classes not taught by highly qualified teachers	1.5%	Down from 2.1%	0.0%	0.0%
Professional development days/teacher	6.1 days	Down from 10.4 days	10.5 days	10.5 days
School				
Principal's years at school	2.0	Up from 1.0	4.0	4.0
Student-teacher ratio in core subjects	16.4 to 1	Down from 19.8 to 1	18.1 to 1	19.9 to 1
Prime instructional time	87.8%	Down from 88.8%	90.0%	90.4%
Opportunities in the arts	Good	No Change	Good	Good
SACS accreditation	No	No Change	Yes	Yes
Parents attending conferences	100.0%	No Change	100.0%	100.0%
Character development program	Good	No Change	Excellent	Excellent
Dollars spent per pupil**	\$4,984	Up 5.4%	\$8,159	\$7,447
Percent of expenditures for instruction**	72.9%	Up from 68.5%	68.0%	68.4%
Percent of expenditures for teacher salaries**	72.0%	Up from 65.4%	64.6%	65.8%
% of AYP objectives met	76.2%	Down from 90.5%	76.9%	90.5%

* Length of contract = 185+ days.

** Prior year audited financial data available.

EVALUATION RESULTS

	Teachers	Students*	Parents*
Number of surveys returned	21	80	35
Percent satisfied with learning environment	71.4%	80.0%	85.3%
Percent satisfied with social and physical environment	85.7%	84.8%	74.3%
Percent satisfied with school-home relations	60.0%	88.6%	80.0%

*Only students at the highest elementary school grade level at this school and their parents were included.

REPORT OF PRINCIPAL AND SCHOOL IMPROVEMENT COUNCIL

Cottageville Elementary, a pre-kindergarten through fifth grade school, can be found along the Edisto River in the rural community of Cottageville in Colleton County. The student body, faculty, staff, and administration have worked hard throughout the year to ensure that all students "Soar Like Eagles".

The faculty and staff have worked very hard this year to ensure the academic success of all our students. We continue to utilize the process of teachers collaborating on common standards, identifying strategies to teach these standards, common assessments known as Progress Monitoring, and teacher reflection or analysis. We assessed our students in Reading as early as kindergarten using the Dominie text level assessment. After data analysis, we identified students needing additional interventions. Those students were served through a certified Reading Interventionist. The primary MAP assessment was also given to kindergarten and first grade students. This data provided us with additional information to identify areas needing interventions. We were served by three district instructional facilitators. They provided additional assistance to teachers by planning, observing and reflecting.

We provided our students opportunities for community outreach. Students brought in canned goods during Thanksgiving for the local food bank during the holiday season. They also pledged their efforts in Jump Rope for Heart and raised \$4,000. Our cheerleaders participated in events at the local Veterans home.

Students' academic success was recognized in several ways. Honor roll and superintendent's list ceremonies were held at the end of each quarter. We had three students represent our school at the district spelling bee. One of them succeeded in representing our district in the regional bee. We also celebrated one student who finished first at the district's math meet.

Tracy McDonald, Principal
Robin Stone, SIC Chairperson

Comprehensive detail, including definitions of ratings, performance criteria, and explanations of status, is available on www.ed.sc.gov and www.eoc.sc.gov as well as school and school district websites.

Printed versions are available from school districts upon request.

Abbreviations Key

N/A Not Applicable N/AV Not Available N/C Not Collected N/R Not Reported I/S Insufficient Sample TBD To be determined
NI Newly Identified CSI Continuing School Improvement CA Corrective Action RP Plan to Restructure R Restructure DELAY School Improvement Status HOLD School Improvement Status