



SC Annual School Report Card Summary

BELLS ELEMENTARY
Colleton
Grades: PK-5 Enrollment: 367
Principal: Cordelia Jenkins
Superintendent: Ms. Leila Williams
Board Chair: Mr. Wayne Shider

PERFORMANCE

Comprehensive detail, including definitions of ratings, performance criteria, and explanations of status, is available on www.ed.sc.gov and www.eoc.sc.gov as well as school and school district websites. Printed versions are available from school districts upon request.

YEAR	ABSOLUTE RATING	GROWTH RATING	PALMETTO GOLD AND SILVER AWARD		AYP STATUS	NCLB IMPROVEMENT STATUS
			General Performance	Closing the Gap		
2011	Average	Average	TBD	TBD	Not Met	R
2010	Average	Average	N/A	N/A	Met	R-DELAY
2009	Below Average	Below Average	N/A	N/A	Not Met	R

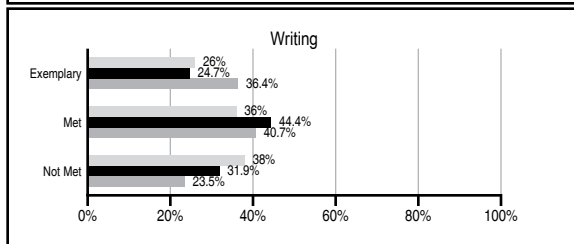
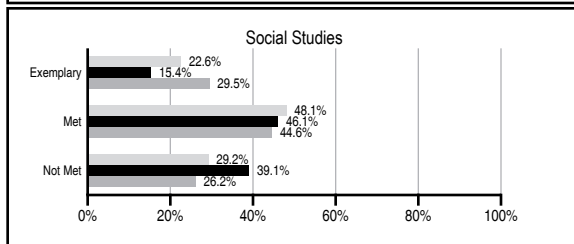
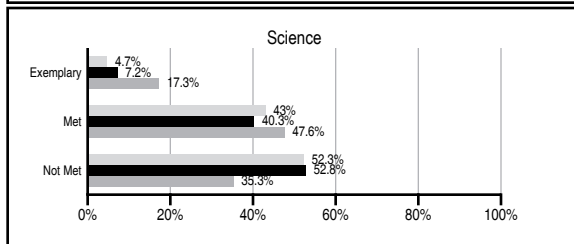
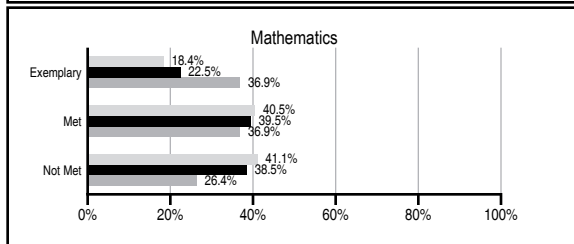
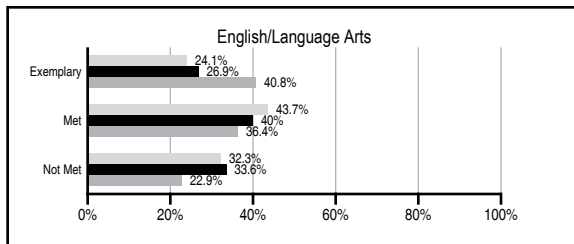
ABSOLUTE RATINGS OF ELEMENTARY SCHOOLS WITH STUDENTS LIKE OURS*

EXCELLENT	GOOD	AVERAGE	BELOW AVERAGE	AT-RISK
2	8	96	53	23

* Ratings are calculated with data available by 11/09/2011. Schools with Students Like Ours are Elementary Schools with Poverty Indices of no more than 5% above or below the index for this school.

PASS PERFORMANCE

Our School
 Elementary Schools with Students Like Ours
 Elementary schools statewide



NAEP PERFORMANCE*

* Performance reported for SC and nation, data not available at school level. Percentages at NAEP Achievement Levels.



SC PERFORMANCE VISION

By 2020 all students will graduate with the knowledge and skills necessary to compete successfully in the global economy, participate in a democratic society and contribute positively as members of families and communities.

Abbreviations Key

N/A Not Applicable N/AV Not Available N/C Not Collected N/R Not Reported I/S Insufficient Sample TBD To be determined

NI Newly Identified CSI Continuing School Improvement CA Corrective Action RP Plan to Restructure R Restructure DELAY School Improvement Status HOLD School Improvement Status

BELLS ELEMENTARY [Colleton]

SCHOOL PROFILE

	Our School	Change from Last Year	Elementary Schools with Students Like Ours	Median Elementary School
Students (n=367)				
Retention rate	1.6%	Down from 5.6%	1.5%	1.1%
Attendance rate	96.8%	Down from 97.2%	96.1%	96.2%
Served by gifted and talented program	5.8%	Up from 2.9%	5.6%	13.4%
With disabilities other than speech	1.9%	Down from 7.4%	4.3%	4.1%
Older than usual for grade	1.4%	Down from 2.0%	0.6%	0.3%
Out-of-school suspensions or expulsions for violent and/or criminal offenses	0.0%	No Change	0.0%	0.0%
Teachers (n=24)				
Teachers with advanced degrees	45.8%	Down from 57.7%	61.5%	62.5%
Continuing contract teachers	75.0%	Up from 57.7%	82.6%	88.2%
Teachers returning from previous year	79.0%	Up from 77.1%	84.8%	87.8%
Teacher attendance rate	95.9%	Down from 97.4%	95.1%	95.2%
Average teacher salary*	\$41,925	Down 2.3%	\$44,958	\$46,773
Classes not taught by highly qualified teachers	0.0%	No Change	0.0%	0.0%
Professional development days/teacher	5.7 days	Down from 6.3 days	10.6 days	10.5 days
School				
Principal's years at school	7.0	Up from 6.0	3.5	4.0
Student-teacher ratio in core subjects	20.8 to 1	Down from 20.9 to 1	17.6 to 1	19.9 to 1
Prime instructional time	91.3%	Down from 93.4%	90.3%	90.4%
Opportunities in the arts	Good	No Change	Good	Good
SACS accreditation	No	No Change	Yes	Yes
Parents attending conferences	100.0%	No Change	100.0%	100.0%
Character development program	Good	No Change	Excellent	Excellent
Dollars spent per pupil**	\$6,588	Down 9.0%	\$8,359	\$7,447
Percent of expenditures for instruction**	72.4%	Down from 74.1%	67.9%	68.4%
Percent of expenditures for teacher salaries**	71.0%	Up from 67.5%	64.2%	65.8%
% of AYP objectives met	70.6%	Down from 100.0%	76.9%	90.5%

* Length of contract = 185+ days.

** Prior year audited financial data available.

REPORT OF PRINCIPAL AND SCHOOL IMPROVEMENT COUNCIL

The mission of Bells Elementary School is to build success through teamwork in a safe and welcoming environment where every child is nurtured to achieve academic excellence through higher expectations, enabling them to become productive and lifelong learners. Bells Elementary utilizes best practices to enable every student to achieve high standards. Instruction at Bells is standards and data-driven. The rituals and routines in reading and math blocks prepare students to deal with demanding content and become independent learners. Social studies and inquiry-based science are integrated into the instructional program.

Our highly qualified teachers are first to identify the academic needs of our students. Teachers are the first line of defense in data-driven instruction. Teachers use Dominie Reading & Writing Assessment Portfolios and running records to assess students' reading progress. Common assessments at all grade levels in all content areas track student mastery of the standards. Reading Renaissance tracks students' "just right" reading levels. Teachers use Measures of Academic Progress (MAP) to assist in developing targeted, student-focused, data-driven decisions regarding instructional strategies. Computer-assisted instruction, such as Orchard and Fun Brain, provide instructional exercises based on the students' assessed weaknesses and strengths. Students accelerate in safety nets, such as short-term, skill-specific focus groups, and summer enrichment and interventions groups.

Cordelia Jenkins, Principal
Rhonda Jones, School Improvement Council

EVALUATION RESULTS

	Teachers	Students*	Parents*
Number of surveys returned	13	48	21
Percent satisfied with learning environment	100.0%	72.9%	85.7%
Percent satisfied with social and physical environment	92.3%	68.8%	81.0%
Percent satisfied with school-home relations	61.5%	83.3%	81.0%

*Only students at the highest elementary school grade level at this school and their parents were included.

Comprehensive detail, including definitions of ratings, performance criteria, and explanations of status, is available on www.ed.sc.gov and www.eoc.sc.gov as well as school and school district websites.

Printed versions are available from school districts upon request.

Abbreviations Key

N/A Not Applicable N/AV Not Available N/C Not Collected N/R Not Reported I/S Insufficient Sample TBD To be determined
NI Newly Identified CSI Continuing School Improvement CA Corrective Action RP Plan to Restructure R Restructure DELAY School Improvement Status HOLD School Improvement Status