



SC Annual School Report Card Summary

WALKER-GAMBLE ELEMENTARY
Clarendon 3
Grades: PK-5 Enrollment: 610
Principal: Sheila C. Floyd
Superintendent: Connie J. Dennis, Ph.D.
Board Chair: Dr. George Green

PERFORMANCE

Comprehensive detail, including definitions of ratings, performance criteria, and explanations of status, is available on www.ed.sc.gov and www.eoc.sc.gov as well as school and school district websites. Printed versions are available from school districts upon request.

YEAR	ABSOLUTE RATING	GROWTH RATING	PALMETTO GOLD AND SILVER AWARD		AYP STATUS	NCLB IMPROVEMENT STATUS
			General Performance	Closing the Gap		
2011	Average	Good	TBD	TBD	Not Met	CA
2010	Average	Good	Silver	N/A	Not Met	CSI
2009	Average	Excellent	Gold	Silver	Met	NI-DELAY

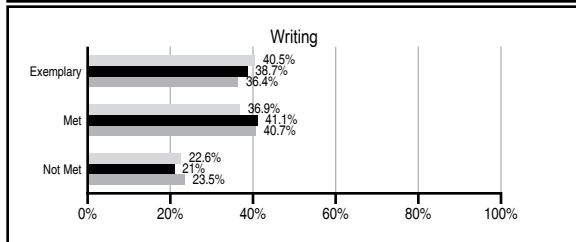
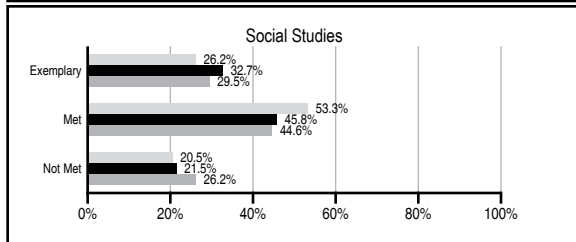
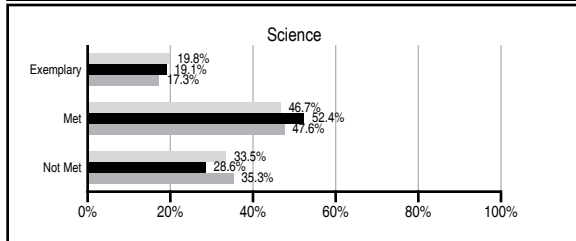
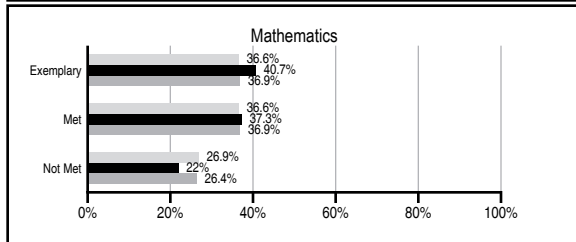
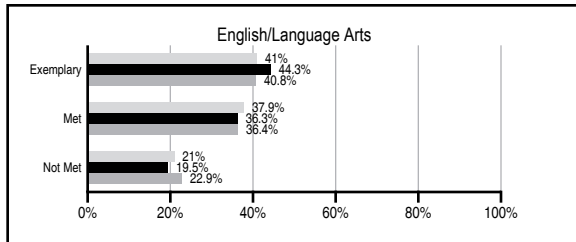
ABSOLUTE RATINGS OF ELEMENTARY SCHOOLS WITH STUDENTS LIKE OURS*

EXCELLENT	GOOD	AVERAGE	BELOW AVERAGE	AT-RISK
25	40	37	0	0

* Ratings are calculated with data available by 11/09/2011. Schools with Students Like Ours are Elementary Schools with Poverty Indices of no more than 5% above or below the index for this school.

PASS PERFORMANCE

Our School
 Elementary Schools with Students Like Ours
 Elementary schools statewide



NAEP PERFORMANCE*

* Performance reported for SC and nation, data not available at school level. Percentages at NAEP Achievement Levels.



SC PERFORMANCE VISION

By 2020 all students will graduate with the knowledge and skills necessary to compete successfully in the global economy, participate in a democratic society and contribute positively as members of families and communities.

Abbreviations Key

N/A Not Applicable N/AV Not Available N/C Not Collected N/R Not Reported I/S Insufficient Sample TBD To be determined

NI Newly Identified CSI Continuing School Improvement CA Corrective Action RP Plan to Restructure R Restructure DELAY School Improvement Status HOLD School Improvement Status

WALKER-GAMBLE ELEMENTARY [Clarendon 3]

SCHOOL PROFILE

	Our School	Change from Last Year	Elementary Schools with Students Like Ours	Median Elementary School
Students (n=610)				
Retention rate	3.0%	Down from 3.8%	1.1%	1.1%
Attendance rate	94.9%	Up from 94.3%	96.1%	96.2%
Served by gifted and talented program	5.8%	Down from 15.7%	16.5%	13.4%
With disabilities other than speech	6.9%	Down from 9.9%	4.5%	4.1%
Older than usual for grade	3.3%	Down from 4.5%	0.2%	0.3%
Out-of-school suspensions or expulsions for violent and/or criminal offenses	0.0%	No Change	0.0%	0.0%
Teachers (n=34)				
Teachers with advanced degrees	55.9%	Down from 56.1%	60.8%	62.5%
Continuing contract teachers	94.1%	Up from 82.9%	89.8%	88.2%
Teachers returning from previous year	96.6%	Down from 99.2%	88.4%	87.8%
Teacher attendance rate	95.6%	Down from 96.2%	95.3%	95.2%
Average teacher salary*	\$44,615	Down 3.5%	\$46,395	\$46,773
Classes not taught by highly qualified teachers	0.0%	No Change	0.0%	0.0%
Professional development days/teacher	12.1 days	Down from 12.4 days	10.7 days	10.5 days
School				
Principal's years at school	10.0	Up from 9.0	5.0	4.0
Student-teacher ratio in core subjects	17.6 to 1	Down from 19.6 to 1	20.5 to 1	19.9 to 1
Prime instructional time	90.0%	Up from 89.6%	90.4%	90.4%
Opportunities in the arts	Poor	Down from Good	Good	Good
SACS accreditation	Yes	No Change	Yes	Yes
Parents attending conferences	83.8%	Down from 95.3%	100.0%	100.0%
Character development program	Excellent	No Change	Excellent	Excellent
Dollars spent per pupil**	\$7,340	Down 3.1%	\$6,810	\$7,447
Percent of expenditures for instruction**	69.3%	Down from 70.3%	68.4%	68.4%
Percent of expenditures for teacher salaries**	64.8%	Down from 65.1%	65.9%	65.8%
% of AYP objectives met	76.2%	Down from 95.2%	94.1%	90.5%

* Length of contract = 185+ days.

** Prior year audited financial data available.

EVALUATION RESULTS

	Teachers	Students*	Parents*
Number of surveys returned	32	87	42
Percent satisfied with learning environment	96.9%	94.1%	92.9%
Percent satisfied with social and physical environment	96.6%	93.1%	92.5%
Percent satisfied with school-home relations	96.9%	87.4%	92.9%

*Only students at the highest elementary school grade level at this school and their parents were included.

REPORT OF PRINCIPAL AND SCHOOL IMPROVEMENT COUNCIL

As we closed the 2010-2011 school year, we encouraged all, both young and old, to review their goals and accomplishments for the past year. Then, we are able to begin making plans for the new school year using the information from our reflections and assessments. That is how the school year goes...quickly working through this task and this assignment, while planning and preparing for the next. That time of continual check-up helps to keep us moving in positive directions that build on our past and build for our future. Walker-Gamble has a great history of accomplishments and successes, and we have a great opportunity for a great future as well. We have the students, teachers, assistants, parents, volunteers and community support that it takes to make, and maintain a great program, and we always want to keep our school and programs strong.

This year again, we made some great accomplishments. We were honored by the Education Oversight Committee once again, as a Silver Award Winner for academic achievement results. We received national recognition for many of our students and our classes as they placed as top scorers in the WordMasters competition. Throughout the course of the year, we had students who excelled as Math and Spelling Masters. Each quarter, a group of students earned honors as Honor Roll winners, and outstanding readers in the Accelerated Reader program. Beyond the academic arena, we had students who were recognized monthly as Good Citizens for their attitude, effort and behavior. Another group had the opportunity to show their skills in the arts through participating in local and state contests, and another group presented a grand performance of the play, "Go Fish," under the direction of Mrs. Bertie Nesbitt, Mrs. Myra Tyler and Mrs. Becki Poston. Many parents and school volunteers also worked with the students and the teachers in this production, and it gave a lot of students the opportunity to showcase some of their musical, artistic and theatrical talents.

Not only do our students work to excel and improve their skills and abilities, but our faculty and other staff members do as well. We attend meetings, courses, and workshops every year to further our own development. Several school committees also work each year to promote progress in many areas such as technology, early childhood, school safety, and essays and posters to name a few. Mrs. Amy McGee, who was nominated as last year's School and District Teacher of the Year, was recognized by the Bojangles Corporation and the local franchise owner, Mr. Hugh Smith. The company donated books to the school in her honor. We were proud to elect Mr. Bennie Knowlton as this year's Teacher of the Year, and then to see him selected as the District Teacher of the Year as well.

Character development continues to be a vital and integral part of our programs and our daily operations. We incorporate character lessons in all settings and utilize the powerful tool of modeling appropriate character attributes and good citizenship in all we do. As we are cognizant of the childhood obesity problem facing the entire nation, coupled with the lack of physical activity for many children, our physical education department has continued their efforts to promote student and community wellness through physical activities, and our cafeteria staff has made modifications in the products and items they serve. Also vital to us all is the care of our earth and our natural resources, so we try to do our part in recycling efforts yearly. It is our hope and effort to continue to provide a high quality program of academics surrounded with the personal and social skills to help our students become stable and productive citizens of our school, our community, and the world.

Comprehensive detail, including definitions of ratings, performance criteria, and explanations of status, is available on www.ed.sc.gov and www.eoc.sc.gov as well as school and school district websites.

Printed versions are available from school districts upon request.

Abbreviations Key

N/A Not Applicable N/AV Not Available N/C Not Collected N/R Not Reported I/S Insufficient Sample TBD To be determined

NI Newly Identified CSI Continuing School Improvement CA Corrective Action RP Plan to Restructure R Restructure DELAY School Improvement Status HOLD School Improvement Status