



SC Annual School Report Card Summary

PAGELAND ELEMENTARY
Chesterfield County
Grades: 3-5
Principal: Jim Heffner
Superintendent: Dr. John E. Williams
Board Chair: Chad L. Vick

Enrollment: 383

PERFORMANCE

Comprehensive detail, including definitions of ratings, performance criteria, and explanations of status, is available on www.ed.sc.gov and www.eoc.sc.gov as well as school and school district websites. Printed versions are available from school districts upon request.

YEAR	ABSOLUTE RATING	GROWTH RATING	PALMETTO GOLD AND SILVER AWARD		AYP STATUS	NCLB IMPROVEMENT STATUS
			General Performance	Closing the Gap		
2011	Average	Average	TBD	TBD	Not Met	R
2010	Below Average	Below Average	N/A	N/A	Met	R-DELAY
2009	Below Average	Below Average	N/A	N/A	Not Met	R

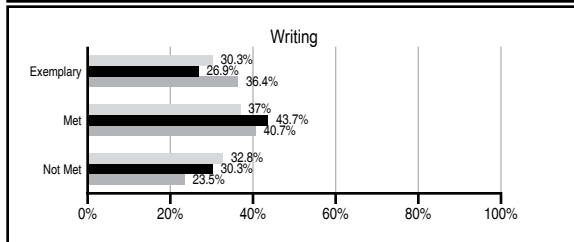
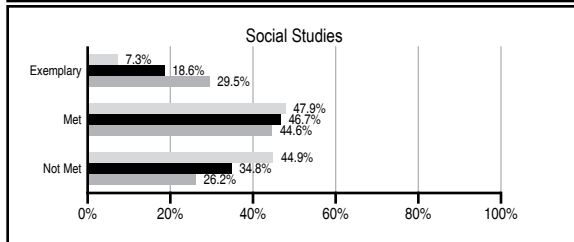
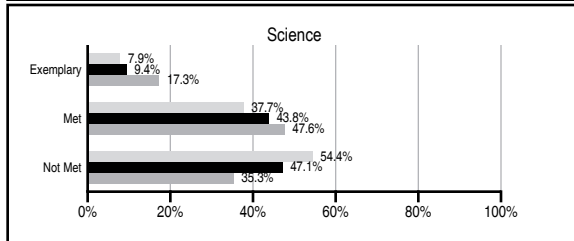
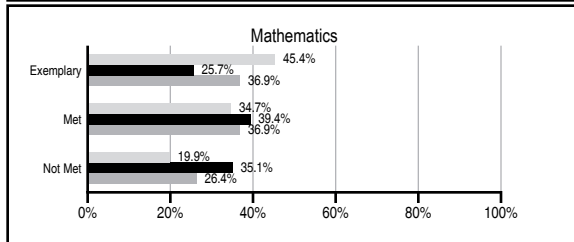
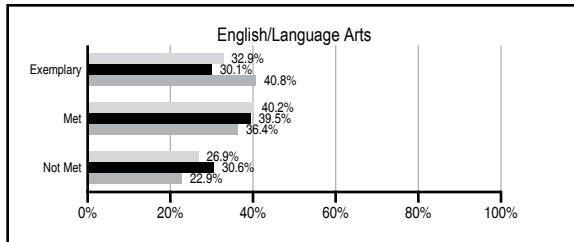
ABSOLUTE RATINGS OF ELEMENTARY SCHOOLS WITH STUDENTS LIKE OURS*

EXCELLENT	GOOD	AVERAGE	BELOW AVERAGE	AT-RISK
4	12	100	32	8

*Ratings are calculated with data available by 11/09/2011. Schools with Students Like Ours are Elementary Schools with Poverty Indices of no more than 5% above or below the index for this school.


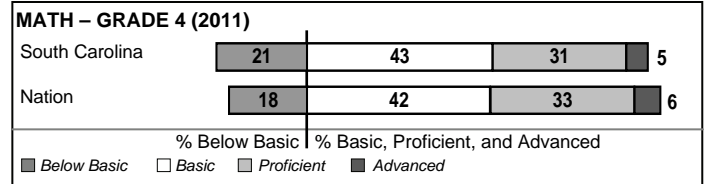
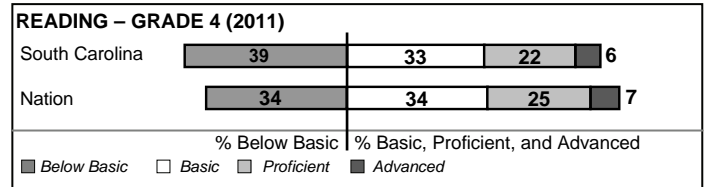
PASS PERFORMANCE

Our School
 Elementary Schools with Students Like Ours
 Elementary schools statewide



NAEP PERFORMANCE*

* Performance reported for SC and nation, data not available at school level. Percentages at NAEP Achievement Levels.



SC PERFORMANCE VISION

By 2020 all students will graduate with the knowledge and skills necessary to compete successfully in the global economy, participate in a democratic society and contribute positively as members of families and communities.

Abbreviations Key

N/A Not Applicable N/AV Not Available N/C Not Collected N/R Not Reported I/S Insufficient Sample TBD To be determined

NI Newly Identified CSI Continuing School Improvement CA Corrective Action RP Plan to Restructure R Restructure DELAY School Improvement Status HOLD School Improvement Status

PAGELAND ELEMENTARY [Chesterfield County]

SCHOOL PROFILE

	Our School	Change from Last Year	Elementary Schools with Students Like Ours	Median Elementary School
Students (n=383)				
Retention rate	0.3%	Down from 1.0%	1.4%	1.1%
Attendance rate	96.4%	Up from 95.2%	95.9%	96.2%
Served by gifted and talented program	8.3%	Up from 7.0%	7.8%	13.4%
With disabilities other than speech	5.3%	Down from 7.0%	4.5%	4.1%
Older than usual for grade	0.8%	Down from 1.7%	0.5%	0.3%
Out-of-school suspensions or expulsions for violent and/or criminal offenses	0.0%	No Change	0.0%	0.0%
Teachers (n=30)				
Teachers with advanced degrees	56.7%	Up from 55.2%	61.1%	62.5%
Continuing contract teachers	76.7%	Up from 75.9%	85.1%	88.2%
Teachers returning from previous year	74.6%	Down from 79.5%	86.3%	87.8%
Teacher attendance rate	94.0%	Down from 95.1%	95.1%	95.2%
Average teacher salary*	\$41,406	Up 0.0%	\$45,695	\$46,773
Classes not taught by highly qualified teachers	2.0%	Up from 0.0%	0.0%	0.0%
Professional development days/teacher	9.7 days	Down from 13.4 days	10.5 days	10.5 days
School				
Principal's years at school	6.0	Up from 5.0	4.0	4.0
Student-teacher ratio in core subjects	16.6 to 1	Down from 20.5 to 1	18.2 to 1	19.9 to 1
Prime instructional time	89.1%	Up from 86.2%	90.0%	90.4%
Opportunities in the arts	Good	Up from Poor	Good	Good
SACS accreditation	Yes	No Change	Yes	Yes
Parents attending conferences	99.3%	Down from 99.9%	100.0%	100.0%
Character development program	Excellent	No Change	Excellent	Excellent
Dollars spent per pupil**	\$7,447	Up 7.4%	\$7,922	\$7,447
Percent of expenditures for instruction**	63.9%	Up from 61.6%	67.9%	68.4%
Percent of expenditures for teacher salaries**	58.5%	Up from 54.0%	64.8%	65.8%
% of AYP objectives met	95.2%	Down from 100.0%	82.4%	90.5%

* Length of contract = 185+ days.

** Prior year audited financial data available.

EVALUATION RESULTS

	Teachers	Students*	Parents*
Number of surveys returned	22	128	108
Percent satisfied with learning environment	95.5%	92.2%	87.7%
Percent satisfied with social and physical environment	95.5%	90.4%	89.5%
Percent satisfied with school-home relations	72.7%	89.8%	85.4%

*Only students at the highest elementary school grade level at this school and their parents were included.

REPORT OF PRINCIPAL AND SCHOOL IMPROVEMENT COUNCIL

The Pageland Elementary Family continued to provide an engaging, challenging and meaningful curriculum that encourages achievement for all students in a safe and caring environment. Pageland Elementary met AYP as a result of our high expectations for everyone.

We continued to implement Write from the Beginning as part of an initiative to improve student writing. Calendar Math was implemented this year to improve mathematical problem solving. The faculty used MAP testing to align instruction and assessment with curriculum standards and PASS. As a result, flexible groups were formed to address specific areas of weakness in language arts.

The school's professional development plan was revised to meet our student's needs in literacy and math instruction and assessment. Teachers met weekly for professional development and protocol sessions. Daily common planning was continued for teachers on each grade level to promote collaboration. Teachers went to numerous workshops and conferences throughout the school year to keep abreast of the latest research and best practices in various subject areas. All teachers at Pageland Elementary School are highly qualified and three teachers are National Board Certified.

All of these improvement initiatives were in addition to a number of innovative programs already in place at PES. Some of the programs are: after-school remediation, academic achievement recognition and awards, character education program, and author visits. We also have the Accelerated Reader program and an active School Improvement Council and PTO. Also, we have annual Parent Academy nights focusing on reading, writing, math, and technology.

As service projects, students and staff contributed to area charities including Relay for Life and various food donation ministries. Parent volunteers continued to play a vital role at PES, evident in the fact that our school finished first in the district for the most volunteer hours four out of the last six years. The SIC, PTO, community businesses, and parent volunteers continue to support the school with physical improvements and financial assistance. These efforts show that community collaboration is the key to school success. Pageland Elementary continues to be a caring, community school that promotes the development of the "whole child" while meeting rigorous academic standards.

Jim Heffner – Principal
Jason Evans – SIC Chair

Comprehensive detail, including definitions of ratings, performance criteria, and explanations of status, is available on www.ed.sc.gov and www.eoc.sc.gov as well as school and school district websites.

Printed versions are available from school districts upon request.

Abbreviations Key

N/A Not Applicable N/AV Not Available N/C Not Collected N/R Not Reported I/S Insufficient Sample TBD To be determined
NI Newly Identified CSI Continuing School Improvement CA Corrective Action RP Plan to Restructure R Restructure DELAY School Improvement Status HOLD School Improvement Status