



SC Annual School Report Card Summary

CHERAW INTERMEDIATE
Chesterfield County
Grades: 3-5
Principal: Scott Eddins
Superintendent: Dr. John E. Williams
Board Chair: Chad L. Vick

Enrollment: 576

PERFORMANCE

Comprehensive detail, including definitions of ratings, performance criteria, and explanations of status, is available on www.ed.sc.gov and www.eoc.sc.gov as well as school and school district websites. Printed versions are available from school districts upon request.

YEAR	ABSOLUTE RATING	GROWTH RATING	PALMETTO GOLD AND SILVER AWARD		AYP STATUS	NCLB IMPROVEMENT STATUS
			General Performance	Closing the Gap		
2011	Average	Below Average	TBD	TBD	Not Met	R
2010	Average	Average	N/A	N/A	Not Met	R
2009	Average	Average	N/A	N/A	Met	N/A

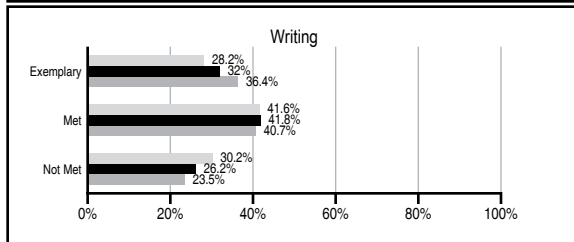
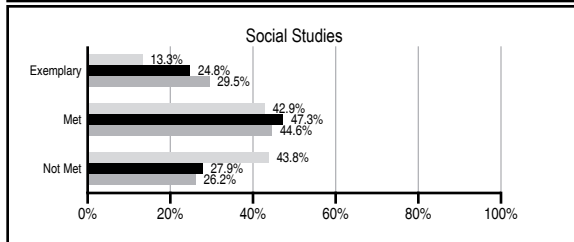
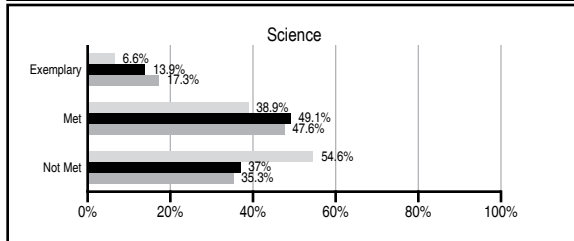
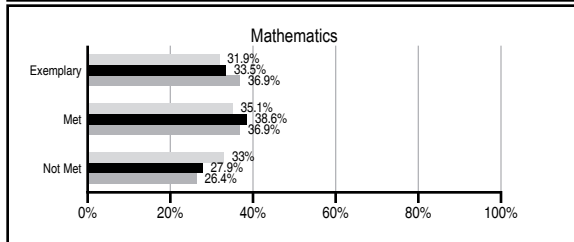
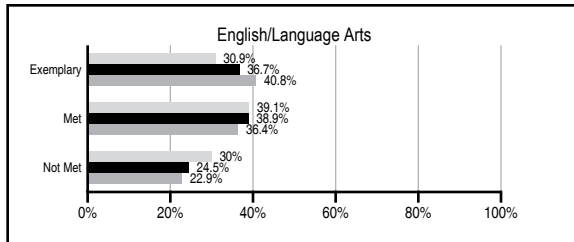
ABSOLUTE RATINGS OF ELEMENTARY SCHOOLS WITH STUDENTS LIKE OURS*

EXCELLENT	GOOD	AVERAGE	BELOW AVERAGE	AT-RISK
7	24	84	9	0

* Ratings are calculated with data available by 11/09/2011. Schools with Students Like Ours are Elementary Schools with Poverty Indices of no more than 5% above or below the index for this school.



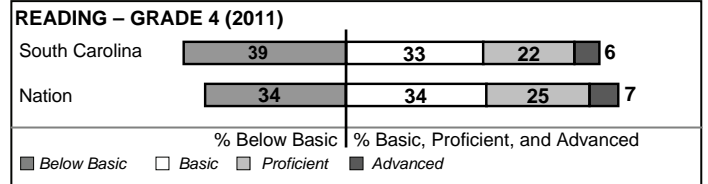
PASS PERFORMANCE

Our School
 Elementary Schools with Students Like Ours
 Elementary schools statewide



NAEP PERFORMANCE*

* Performance reported for SC and nation, data not available at school level. Percentages at NAEP Achievement Levels.



SC PERFORMANCE VISION

By 2020 all students will graduate with the knowledge and skills necessary to compete successfully in the global economy, participate in a democratic society and contribute positively as members of families and communities.

Abbreviations Key

N/A Not Applicable N/AV Not Available N/C Not Collected N/R Not Reported I/S Insufficient Sample TBD To be determined

NI Newly Identified CSI Continuing School Improvement CA Corrective Action RP Plan to Restructure R Restructure DELAY School Improvement Status HOLD School Improvement Status

CHERAW INTERMEDIATE [Chesterfield County]

SCHOOL PROFILE

	Our School	Change from Last Year	Elementary Schools with Students Like Ours	Median Elementary School
Students (n=576)				
Retention rate	1.6%	Up from 1.4%	1.4%	1.1%
Attendance rate	96.0%	Down from 96.9%	96.0%	96.2%
Served by gifted and talented program	11.6%	Up from 10.2%	11.6%	13.4%
With disabilities other than speech	8.9%	Down from 12.3%	5.1%	4.1%
Older than usual for grade	1.2%	Down from 1.5%	0.4%	0.3%
Out-of-school suspensions or expulsions for violent and/or criminal offenses	0.0%	No Change	0.0%	0.0%
Teachers (n=36)				
Teachers with advanced degrees	75.0%	Up from 72.2%	60.5%	62.5%
Continuing contract teachers	97.2%	No Change	90.0%	88.2%
Teachers returning from previous year	93.4%	Up from 93.2%	88.1%	87.8%
Teacher attendance rate	93.9%	Down from 94.8%	95.1%	95.2%
Average teacher salary*	\$48,927	Up 0.4%	\$46,613	\$46,773
Classes not taught by highly qualified teachers	0.0%	No Change	0.0%	0.0%
Professional development days/teacher	15.7 days	Up from 8.8 days	11.3 days	10.5 days
School				
Principal's years at school	6.0	Up from 5.0	4.0	4.0
Student-teacher ratio in core subjects	20.6 to 1	Up from 20.2 to 1	19.5 to 1	19.9 to 1
Prime instructional time	86.5%	Down from 90.9%	90.1%	90.4%
Opportunities in the arts	Good	No Change	Good	Good
SACS accreditation	Yes	No Change	Yes	Yes
Parents attending conferences	100.0%	Up from 99.6%	100.0%	100.0%
Character development program	Good	Up from Below Average	Excellent	Excellent
Dollars spent per pupil**	\$6,126	Down 10.3%	\$7,471	\$7,447
Percent of expenditures for instruction**	70.1%	Down from 72.6%	67.4%	68.4%
Percent of expenditures for teacher salaries**	68.9%	Up from 67.4%	64.7%	65.8%
% of AYP objectives met	76.2%	Down from 95.2%	89.7%	90.5%

* Length of contract = 185+ days.

** Prior year audited financial data available.

EVALUATION RESULTS

	Teachers	Students*	Parents*
Number of surveys returned	37	198	98
Percent satisfied with learning environment	78.4%	83.8%	81.4%
Percent satisfied with social and physical environment	94.4%	81.5%	85.7%
Percent satisfied with school-home relations	88.9%	84.8%	80.2%

*Only students at the highest elementary school grade level at this school and their parents were included.

Comprehensive detail, including definitions of ratings, performance criteria, and explanations of status, is available on www.ed.sc.gov and www.eoc.sc.gov as well as school and school district websites.

Printed versions are available from school districts upon request.

REPORT OF PRINCIPAL AND SCHOOL IMPROVEMENT COUNCIL

The 2010/2011 school year at Cheraw Intermediate School (CIS) was another year filled with events and activities to motivate, stimulate, and encourage learning. Our students had the opportunity to participate in various learning opportunities involving reading, the arts, service projects, and extra-curricular events. This variety of experiences produced exceptional student achievement.

CIS continued to provide a workshop approach to improve reading and writing instruction for all students. Teachers were involved in extensive professional development to learn strategies to effectively facilitate reader workshop. With PTO providing additional funds for teachers to purchase books for classroom libraries, we added more variety to appeal to children's interests and to meet their varying reading levels. As a culminating event to celebrate our students' reading achievements, all students attended the Read In at Arrowhead Park. The Read In's central focus involved parents, community members, and school and district staff sharing their favorite stories and books but also included the following student activities: skits and songs, a book parade with student-made posters, and literature-based trivia questions.

As an arts integrated school, we recognized the potential the arts have to augment student achievement, generate school spirit, and create excitement for learning. In addition to receiving instruction in art, music, and physical education, our students participated in many arts-related clubs: interpretative movement, drama, chorus, drawing, sculpture, guitar, steel drums, photography, and cheerleading. (Other clubs not directly related to the arts were intra-murals, running, and math teams.) Many of these clubs practiced and performed routines for the spring PTO Meetings. Teachers also utilized the arts to help the students learn content and standards. Art strategies were incorporated into classroom lessons to stimulate interest and engage the students in the learning. Our third grade students performed the South Carolina History Play, a teacher-written play which specifically reviewed the third grade social studies standards. Our children were also entertained by country/pop musician Karla Davis as a prelude to the town's jazz festival.

Our students' accomplishments included academic and artistic recognition. According to No Child Left Behind standards requiring 58.8% of students to meet or exceed standard in ELA and 57.8% in math on the PASS test, CIS met 20 of 21 AYP objectives. During the school year, we had an additional 17 students qualify for ALPHA (the gifted and talented program) and 70 fourth and fifth grade students inducted in the National Elementary Honor Society. These represented academic excellence, but our students also were winners of the Superintendent's Writing Award and the Superintendent's Art Award from all elementary students across the district. We were so proud of these endeavors.

As we celebrate these accomplishments, we acknowledge the dedication and contributions of our students, staff, parents, community members, and business partners and look forward to continued success.
 Scott Eddins, Principal Eric Forman, SIC Chair

Abbreviations Key

N/A Not Applicable N/AV Not Available N/C Not Collected N/R Not Reported I/S Insufficient Sample TBD To be determined

NI Newly Identified CSI Continuing School Improvement CA Corrective Action RP Plan to Restructure R Restructure DELAY School Improvement Status HOLD School Improvement Status