



SC Annual School Report Card Summary

PLAINVIEW ELEMENTARY
Chesterfield County
Grades: PK-6
Principal: Beth S. Melton
Superintendent: Dr. John E. Williams
Board Chair: Chad L. Vick

Enrollment: 193

PERFORMANCE

Comprehensive detail, including definitions of ratings, performance criteria, and explanations of status, is available on www.ed.sc.gov and www.eoc.sc.gov as well as school and school district websites. Printed versions are available from school districts upon request.

YEAR	ABSOLUTE RATING	GROWTH RATING	PALMETTO GOLD AND SILVER AWARD		AYP STATUS	NCLB IMPROVEMENT STATUS
			General Performance	Closing the Gap		
2011	Good	Excellent	TBD	TBD	Met	N/A
2010	Average	Average	N/A	N/A	Met	N/A
2009	Average	Average	N/A	N/A	Met	N/A

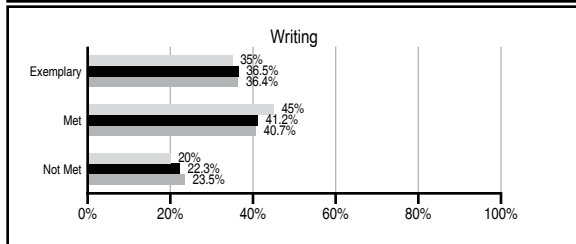
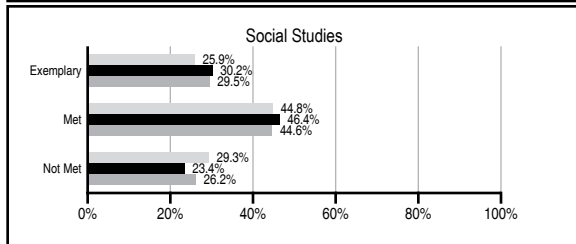
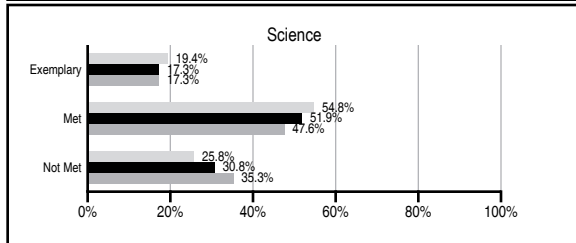
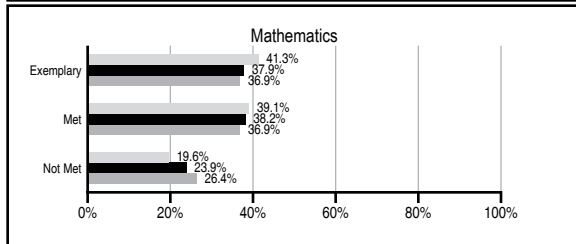
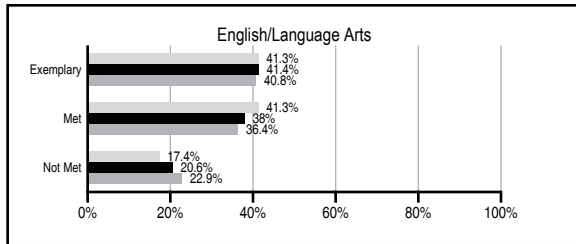
ABSOLUTE RATINGS OF ELEMENTARY SCHOOLS WITH STUDENTS LIKE OURS*

EXCELLENT	GOOD	AVERAGE	BELOW AVERAGE	AT-RISK
21	34	60	1	0

* Ratings are calculated with data available by 11/09/2011. Schools with Students Like Ours are Elementary Schools with Poverty Indices of no more than 5% above or below the index for this school.



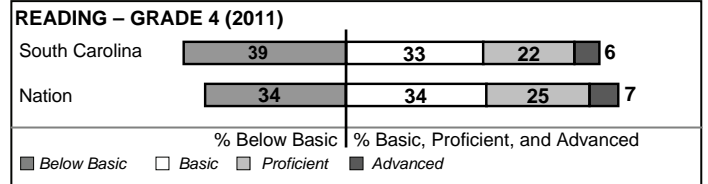
PASS PERFORMANCE

Our School
 Elementary Schools with Students Like Ours
 Elementary schools statewide



NAEP PERFORMANCE*

* Performance reported for SC and nation, data not available at school level. Percentages at NAEP Achievement Levels.



SC PERFORMANCE VISION

By 2020 all students will graduate with the knowledge and skills necessary to compete successfully in the global economy, participate in a democratic society and contribute positively as members of families and communities.

Abbreviations Key

N/A Not Applicable N/AV Not Available N/C Not Collected N/R Not Reported I/S Insufficient Sample TBD To be determined

NI Newly Identified CSI Continuing School Improvement CA Corrective Action RP Plan to Restructure R Restructure DELAY School Improvement Status HOLD School Improvement Status

PLAINVIEW ELEMENTARY [Chesterfield County]

SCHOOL PROFILE

	Our School	Change from Last Year	Elementary Schools with Students Like Ours	Median Elementary School
Students (n=193)				
Retention rate	0.6%	Down from 2.6%	1.3%	1.1%
Attendance rate	94.9%	Up from 94.6%	96.1%	96.2%
Served by gifted and talented program	12.5%	Down from 19.0%	14.4%	13.4%
With disabilities other than speech	6.8%	Down from 8.0%	4.8%	4.1%
Older than usual for grade	0.0%	No Change	0.2%	0.3%
Out-of-school suspensions or expulsions for violent and/or criminal offenses	0.0%	No Change	0.0%	0.0%
Teachers (n=11)				
Teachers with advanced degrees	54.5%	No Change	61.4%	62.5%
Continuing contract teachers	100.0%	Up from 90.9%	90.0%	88.2%
Teachers returning from previous year	94.4%	Up from 91.1%	88.4%	87.8%
Teacher attendance rate	92.3%	Down from 96.7%	95.2%	95.2%
Average teacher salary*	\$42,393	Up 4.3%	\$46,521	\$46,773
Classes not taught by highly qualified teachers	0.0%	No Change	0.0%	0.0%
Professional development days/teacher	10.3 days	Up from 8.9 days	10.3 days	10.5 days
School				
Principal's years at school	1.0	No Change	4.0	4.0
Student-teacher ratio in core subjects	19.3 to 1	Up from 17.3 to 1	20.1 to 1	19.9 to 1
Prime instructional time	86.0%	Down from 88.8%	90.3%	90.4%
Opportunities in the arts	Good	No Change	Good	Good
SACS accreditation	Yes	No Change	Yes	Yes
Parents attending conferences	99.7%	Down from 100.0%	100.0%	100.0%
Character development program	Average	No Change	Excellent	Excellent
Dollars spent per pupil**	\$7,204	Down 3.1%	\$7,153	\$7,447
Percent of expenditures for instruction**	63.7%	Down from 64.5%	68.1%	68.4%
Percent of expenditures for teacher salaries**	62.9%	Up from 62.5%	65.4%	65.8%
% of AYP objectives met	100.0%	No Change	93.1%	90.5%

* Length of contract = 185+ days.

** Prior year audited financial data available.

REPORT OF PRINCIPAL AND SCHOOL IMPROVEMENT COUNCIL

Plainview Elementary services students in grades pre-kindergarten to sixth, and has provided a quality education for more than 50 years that prepares all students who attend for future success to this community. One of the school's greatest accomplishments is having met Annual Yearly Progress (AYP) goals, as defined by the state of SC since its origination in 2003.

Plainview utilized MAP and Dominie Assessments data to improve classroom instruction and student achievement. Through data analysis, teachers assess students' strengths and weaknesses to plan for individual student needs. Compass Learning, the computer lab instructional program, was used to provide students with individual instruction at their own level. Teachers assigned various activities within the computer lab for students that enabled them to assess student mastery of classroom instruction. This program is also used in classroom instruction to remediate and enrich state standards.

PASS performance for Plainview students for 2010 showed great progress for this effort. In math, 81.2% of the students performed at the level required by state mandates as meeting state standards. Of the 81.2% students that met criteria, 50% exceeded this criterion with an exemplary score. The ELA performance of scores recorded by PASS was increased as well with 83.3% of the students tested meeting the state mandated standard. As in math, 50% of the students that met the criterion score for ELA did so at the exemplary level.

EVALUATION RESULTS

	Teachers	Students*	Parents*
Number of surveys returned	13	20	18
Percent satisfied with learning environment	100.0%	80.0%	100.0%
Percent satisfied with social and physical environment	100.0%	100.0%	94.4%
Percent satisfied with school-home relations	100.0%	95.0%	83.3%

*Only students at the highest elementary school grade level at this school and their parents were included.

Comprehensive detail, including definitions of ratings, performance criteria, and explanations of status, is available on www.ed.sc.gov and www.eoc.sc.gov as well as school and school district websites.

Printed versions are available from school districts upon request.

Abbreviations Key

N/A Not Applicable N/AV Not Available N/C Not Collected N/R Not Reported I/S Insufficient Sample TBD To be determined
 NI Newly Identified CSI Continuing School Improvement CA Corrective Action RP Plan to Restructure R Restructure DELAY School Improvement Status HOLD School Improvement Status