



# SC Annual School Report Card Summary

**JEFFERSON ELEMENTARY**  
**Chesterfield County**  
**Grades: PK-5** Enrollment: 341  
**Principal: Wendy P. Folsom**  
**Superintendent: Dr. John E. Williams**  
**Board Chair: Chad L. Vick**

## PERFORMANCE

Comprehensive detail, including definitions of ratings, performance criteria, and explanations of status, is available on [www.ed.sc.gov](http://www.ed.sc.gov) and [www.eoc.sc.gov](http://www.eoc.sc.gov) as well as school and school district websites. Printed versions are available from school districts upon request.

YEAR	ABSOLUTE RATING	GROWTH RATING	PALMETTO GOLD AND SILVER AWARD		AYP STATUS	NCLB IMPROVEMENT STATUS
			General Performance	Closing the Gap		
2011	Good	Average	TBD	TBD	Met	N/A
2010	Average	Excellent	Gold	Silver	Met	N/A
2009	Average	Average	N/A	N/A	Met	RP-DELAY

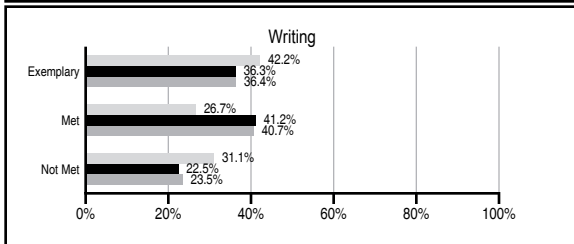
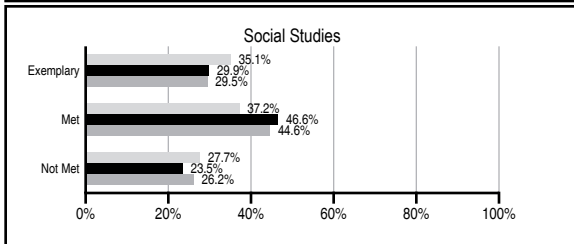
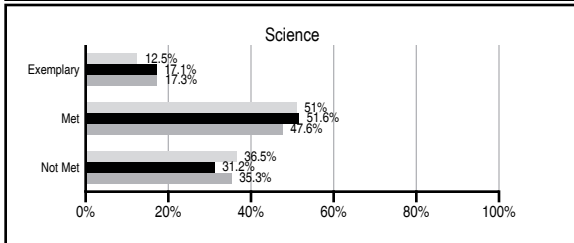
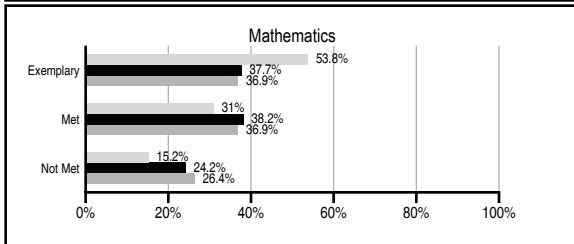
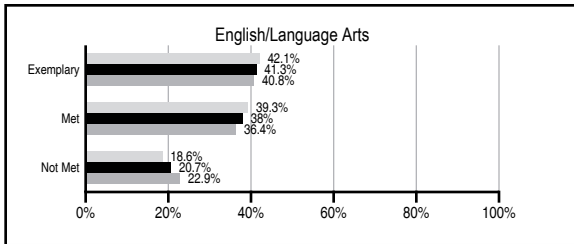
## ABSOLUTE RATINGS OF ELEMENTARY SCHOOLS WITH STUDENTS LIKE OURS\*

EXCELLENT	GOOD	AVERAGE	BELOW AVERAGE	AT-RISK
19	37	62	1	0

\* Ratings are calculated with data available by 11/09/2011. Schools with Students Like Ours are Elementary Schools with Poverty Indices of no more than 5% above or below the index for this school.

## PASS PERFORMANCE

Our School
  Elementary Schools with Students Like Ours
  Elementary schools statewide



## NAEP PERFORMANCE\*

\* Performance reported for SC and nation, data not available at school level. Percentages at NAEP Achievement Levels.



## SC PERFORMANCE VISION

*By 2020 all students will graduate with the knowledge and skills necessary to compete successfully in the global economy, participate in a democratic society and contribute positively as members of families and communities.*

### Abbreviations Key

N/A Not Applicable N/AV Not Available N/C Not Collected N/R Not Reported I/S Insufficient Sample TBD To be determined

NI Newly Identified CSI Continuing School Improvement CA Corrective Action RP Plan to Restructure R Restructure DELAY School Improvement Status HOLD School Improvement Status

# JEFFERSON ELEMENTARY [Chesterfield County]

## SCHOOL PROFILE

	Our School	Change from Last Year	Elementary Schools with Students Like Ours	Median Elementary School
<b>Students (n=341)</b>				
Retention rate	2.8%	Down from 3.1%	1.2%	1.1%
Attendance rate	96.1%	Up from 96.0%	96.1%	96.2%
Served by gifted and talented program	19.9%	Up from 11.2%	14.2%	13.4%
With disabilities other than speech	5.2%	Down from 6.4%	5.2%	4.1%
Older than usual for grade	0.3%	Down from 0.8%	0.2%	0.3%
Out-of-school suspensions or expulsions for violent and/or criminal offenses	0.0%	No Change	0.0%	0.0%
<b>Teachers (n=20)</b>				
Teachers with advanced degrees	85.0%	Up from 83.3%	61.9%	62.5%
Continuing contract teachers	90.0%	Down from 94.4%	90.0%	88.2%
Teachers returning from previous year	89.1%	Up from 85.9%	88.6%	87.8%
Teacher attendance rate	96.3%	Up from 95.3%	95.2%	95.2%
Average teacher salary*	\$49,060	Up 4.0%	\$46,540	\$46,773
Classes not taught by highly qualified teachers	0.0%	No Change	0.0%	0.0%
Professional development days/teacher	6.5 days	Down from 9.3 days	10.4 days	10.5 days
<b>School</b>				
Principal's years at school	6.0	Up from 5.0	4.0	4.0
Student-teacher ratio in core subjects	20.5 to 1	Up from 18.9 to 1	20.1 to 1	19.9 to 1
Prime instructional time	91.2%	Up from 88.4%	90.4%	90.4%
Opportunities in the arts	Good	No Change	Good	Good
SACS accreditation	Yes	No Change	Yes	Yes
Parents attending conferences	100.0%	No Change	100.0%	100.0%
Character development program	Excellent	No Change	Excellent	Excellent
Dollars spent per pupil**	\$7,742	Up 2.2%	\$7,219	\$7,447
Percent of expenditures for instruction**	70.0%	Down from 72.6%	68.0%	68.4%
Percent of expenditures for teacher salaries**	65.9%	Down from 68.6%	65.5%	65.8%
% of AYP objectives met	100.0%	No Change	93.1%	90.5%

\* Length of contract = 185+ days.

\*\* Prior year audited financial data available.

## EVALUATION RESULTS

	Teachers	Students*	Parents*
Number of surveys returned	15	45	33
Percent satisfied with learning environment	100.0%	86.7%	81.8%
Percent satisfied with social and physical environment	100.0%	93.3%	75.8%
Percent satisfied with school-home relations	93.3%	93.3%	72.7%

\*Only students at the highest elementary school grade level at this school and their parents were included.

## REPORT OF PRINCIPAL AND SCHOOL IMPROVEMENT COUNCIL

The 2010-2011 school year at Jefferson Elementary School has proven to be a successful one. Our students continue to make significant gains in academics, athletics, and community service. We are proud of their accomplishments.

Jefferson Elementary School strives to meet the rigorous requirements set forth by No Child Left Behind (NCLB). All certified and non-certified staff meets the "Highly Qualified" status defined by NCLB. Students at Jefferson Elementary continue to increase PASS scores in all areas. For this effort, our school has earned an "Average" classification for overall rating on the School Report Card for the past six years. As a result of this accomplishment, Jefferson Elementary School has been recognized as a Palmetto Silver Award winning school in 2004-2005, 2005-2006, 2006-07, and 2007-08. In 2010-11 we received a Palmetto Gold Award for our "Excellent" improvement rating. We also received a Palmetto Silver Award for our "Closing the Gap" achievement.

In addition to instruction received in the classroom, Jefferson Elementary tries to enrich and broaden the students' educational experiences through various extracurricular activities. Educational field trips are taken to aquariums, museums, zoos, and state parks. Sandhills Fire Department spends one day with us in October to demonstrate to students aspects of fire safety. PTO has sponsored many activities this year for students including: Mega Party, Awards Days, All A Banquet, Honor Roll Party, and student dances.

Jefferson Elementary students have the opportunity to participate in various community service projects. This year the students have raised \$4,000 + for The American Cancer Society through Relay for Life and collected many pints of blood for the Red Cross.

Jefferson Elementary School is committed to excellence and is proud to provide a safe and nurturing environment that challenges all of its students to grow and learn. With the support of parents, community, and businesses, the students of our school will continue this tradition.

Wendy Folsom, Principal Jefferson Elementary School  
Beverly Kirkley, School Improvement Council Chair

Comprehensive detail, including definitions of ratings, performance criteria, and explanations of status, is available on [www.ed.sc.gov](http://www.ed.sc.gov) and [www.eoc.sc.gov](http://www.eoc.sc.gov) as well as school and school district websites.

Printed versions are available from school districts upon request.

### Abbreviations Key

N/A Not Applicable N/AV Not Available N/C Not Collected N/R Not Reported I/S Insufficient Sample TBD To be determined

NI Newly Identified CSI Continuing School Improvement CA Corrective Action RP Plan to Restructure R Restructure DELAY School Improvement Status HOLD School Improvement Status